



STEEL AUTHORITY OF INDIA LIMITED

PERFORMANCE HIGHLIGHTS

Q1 FY14

Contents

- ✓ **Performance Highlights**
- ✓ **SAIL's Expansion Plan**
- ✓ **JVs & New Strategic Initiatives**
- ✓ **Awards & Accolades**

Financial Highlights

2012-13 vs. 2011-12

Amount in Rs. Crore

Particulars	2012-13	2011-12	Increase	% change
Gross Sales	49350	50348	-999	-2.0
EBIDTA	5621	7658	-2037	-26.6
PBT	3241	5151	-1910	-37.1
PAT	2170	3543	-1372	-38.7

*EBIDTA for FY 12 & FY13 is before adjustment of exceptional item of Rs. 262 crore (loss) and Rs. 229 crore (loss) respectively.

Financial Highlights

2012-13 vs. 2011-12

Amount in Rs. Crore

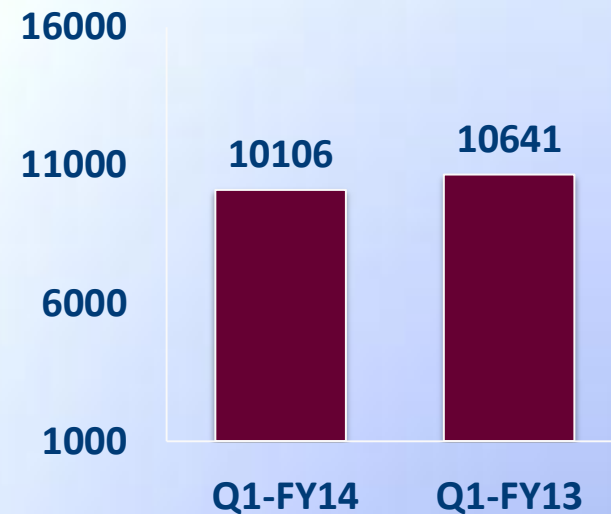
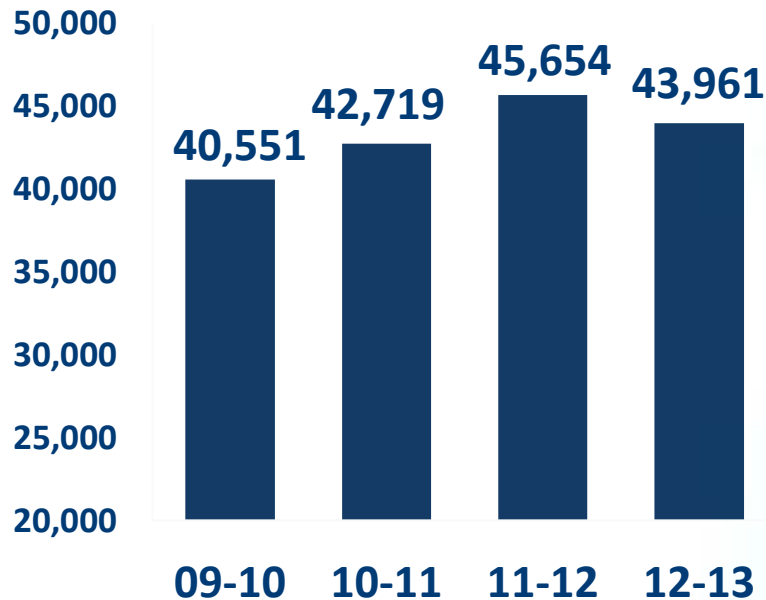
Particulars	Q1 FY 14	Q1 FY 13	Increase/ Decrease	% change
Gross Sales	11361	11912	-551	-4.6
EBIDTA	1193	1794	-600	-33.5
PBT	521	1010	-489	-48.4
PAT	451	696	-246	-35.3

*EBIDTA for Q1 FY 14 & Q1 FY13 is before adjustment of exceptional item of Rs. 88 crore (loss) and Rs. 257 crore (loss) respectively.

Financial Performance

Net Sales (Rs. Cr.)

Q1 FY14 vs. Q1 FY13

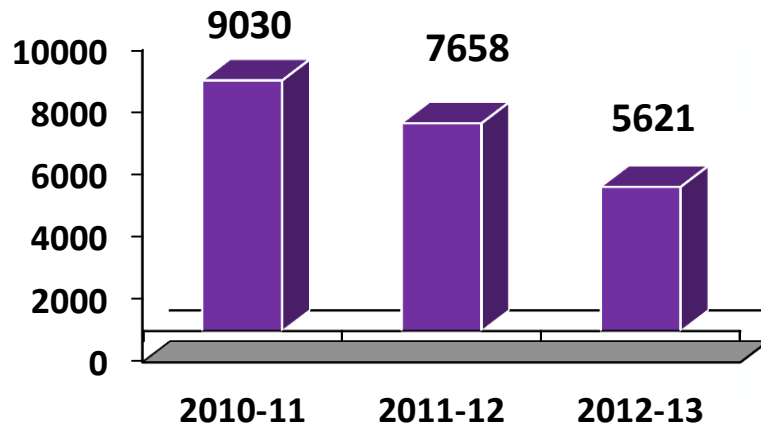


Annual Net Sales Performance

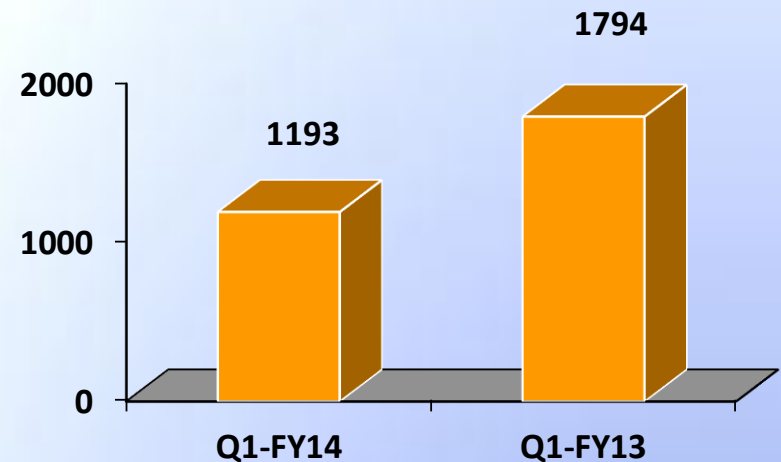
Earning Before Interest Depreciation and Tax (EBIDTA)

Unit : Rs Crore

Annual EBIDTA Performance



Q1 - FY14 vs. Q1 - FY13



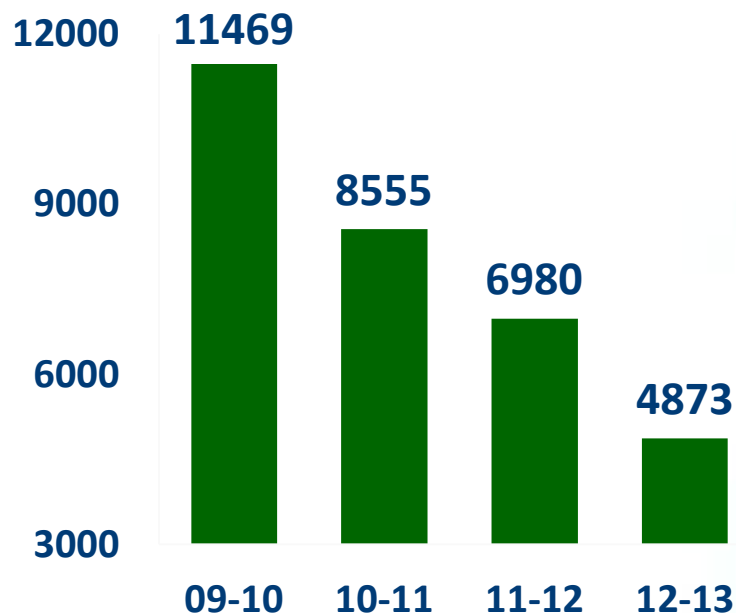
*EBIDTA for Q1 FY 14 & Q1 FY13 is before adjustment of exceptional item of Rs. 88 crore (loss) and Rs. 257 crore (loss) respectively.

Financial Performance

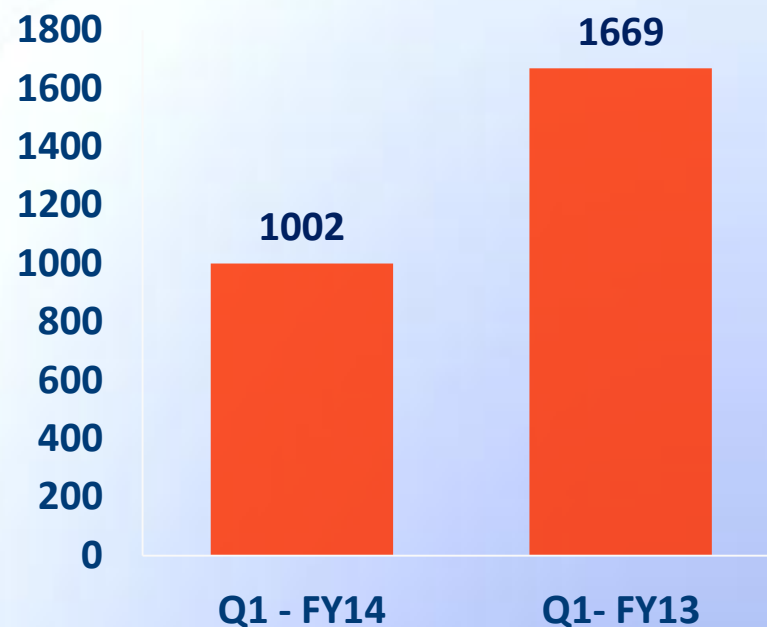
Cash Profit

Unit : Rs Crore

Annual Cash Profit Performance



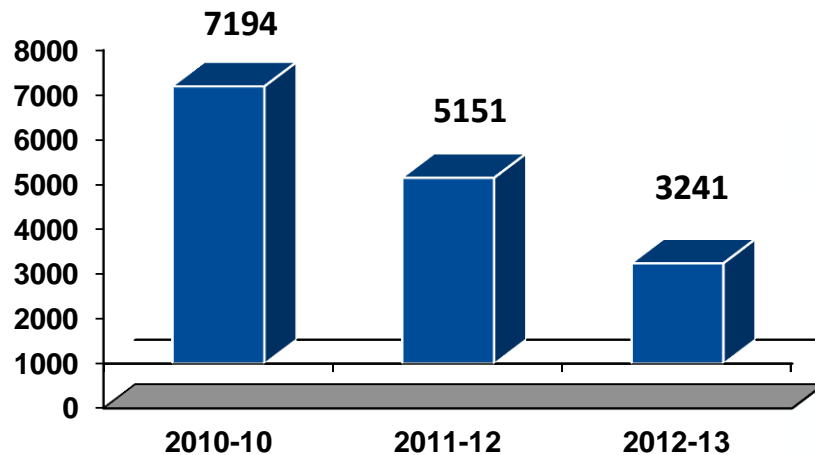
Q1- FY14 vs. Q1- FY13



*Cash Profit for Q1 FY 14 & Q1 FY 13 is before adjustment of exceptional item of Rs. 88 crore (loss) and Rs. 257 crore (loss) respectively.

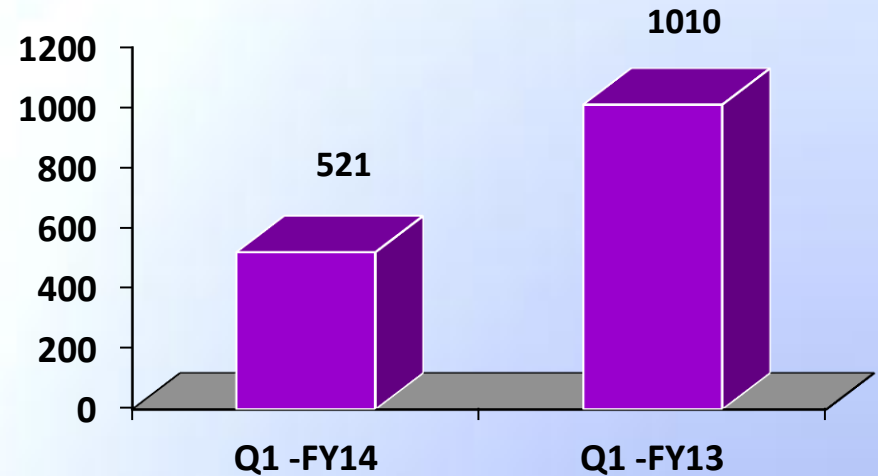
Financial Performance

PBT (Rs. Cr.)



Annual PBT Performance

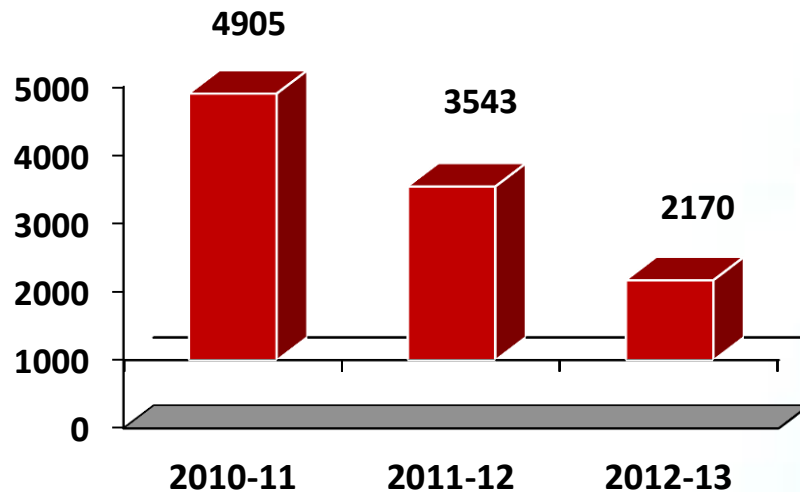
Q1 - FY14 vs. Q1 - FY13



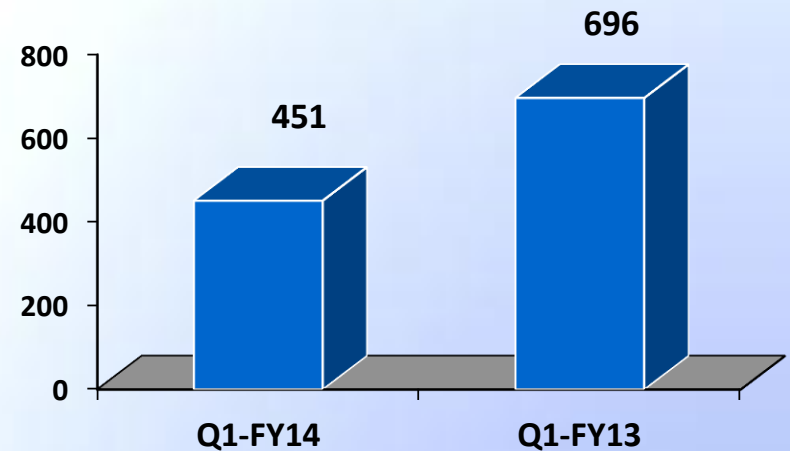
Financial Performance

PAT (Rs. Cr.)

Q1 - FY14 vs. Q1 - FY13

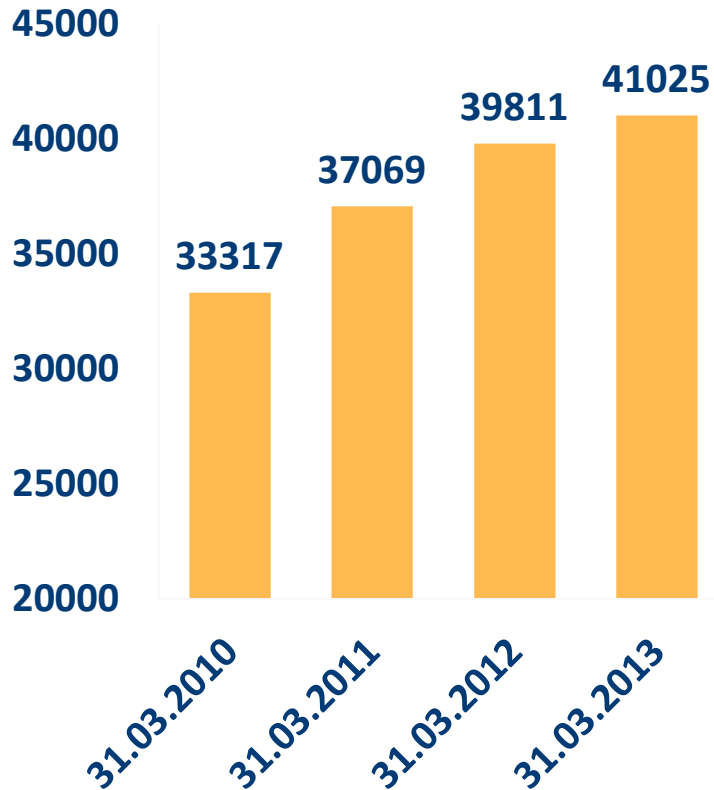


Annual PAT Performance
(Apr. - Mar.)

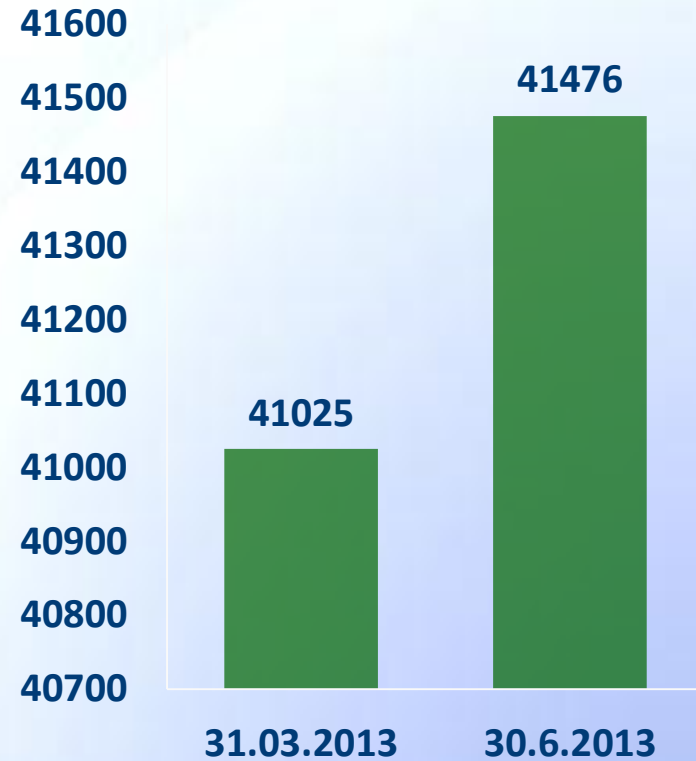


Financial Performance

Net Worth (Rs. Cr.)



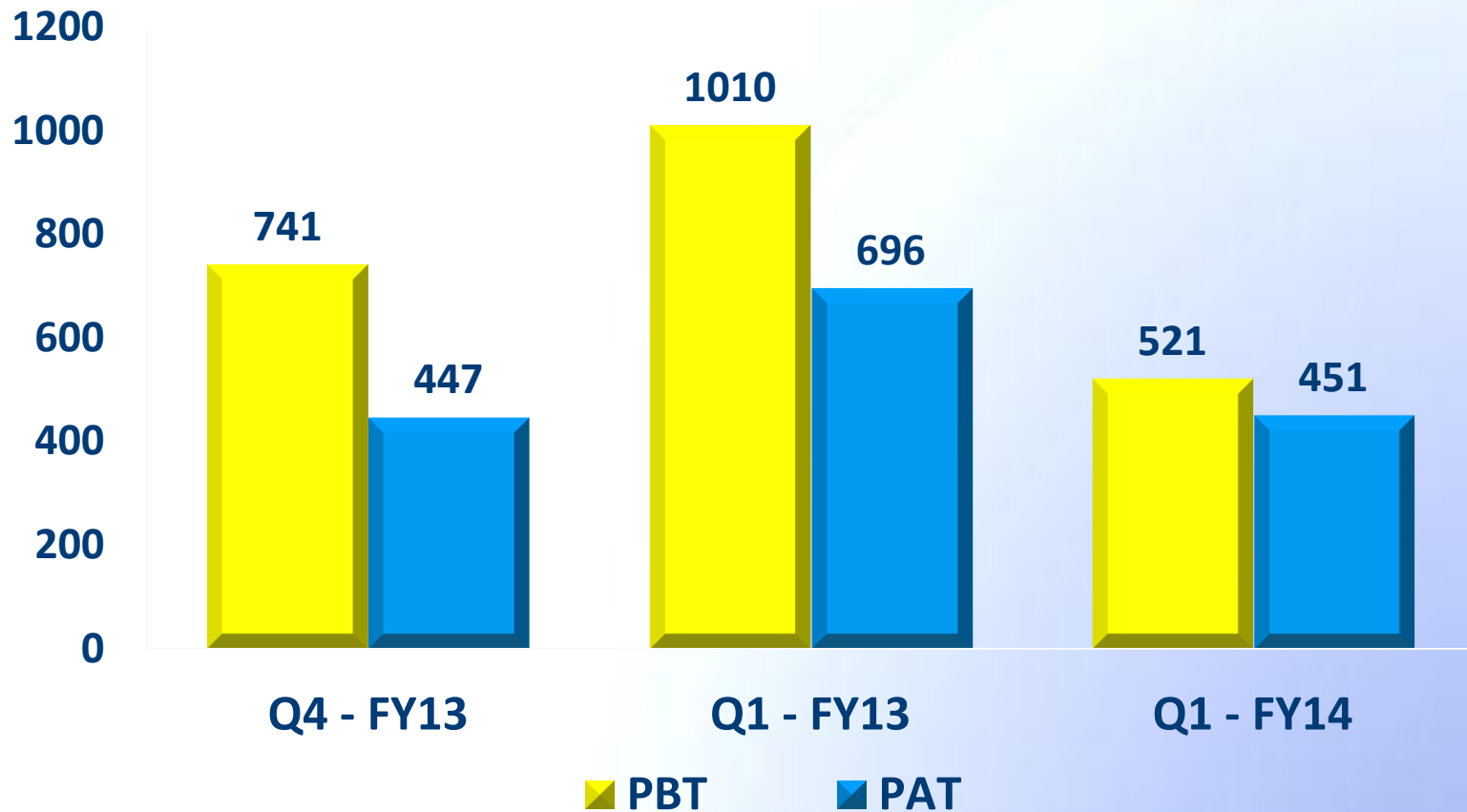
Net Worth Value - Annual



Net Worth –change
over previous Quarter

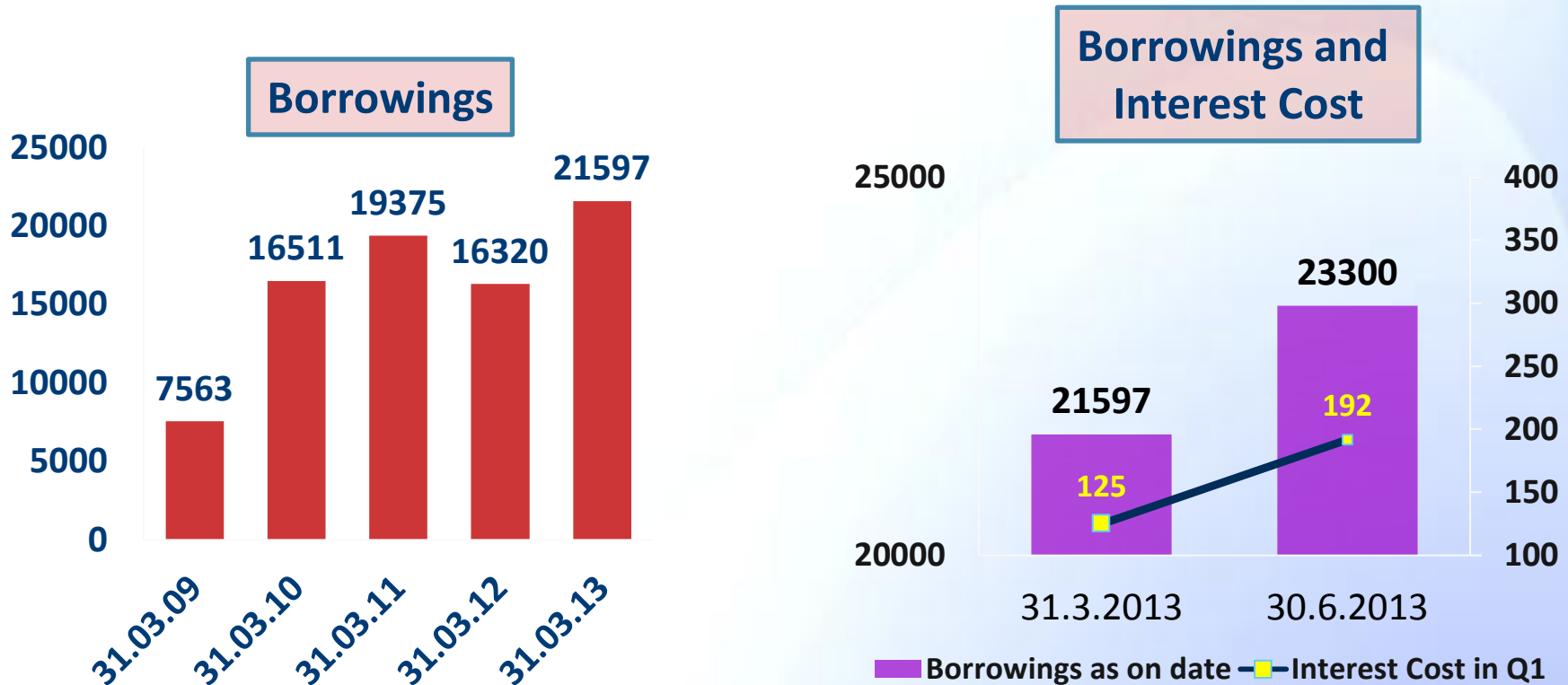
Financial Performance

Quarter - wise Profits (Rs. Crore)



Financial Performance

Borrowings (Rs. Crore)



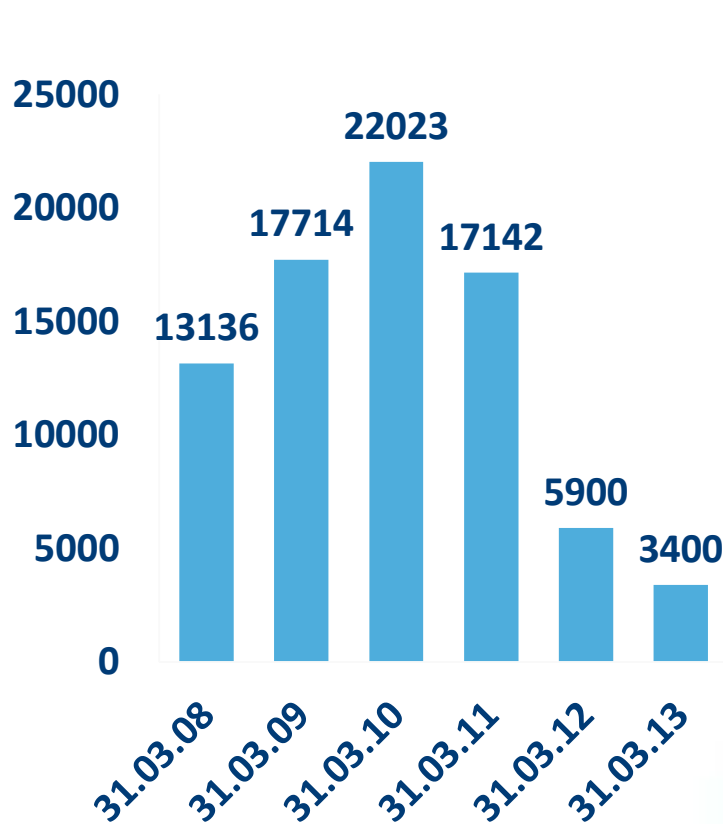
The ongoing CAPEX is being financed through Debt-Equity Ratio of 1:1

Year	31/03/2011	31/03/2012	30/06/2012	31/03/2013	30/06/2013
D/E Ratio	0.52	0.41	0.45	0.53	0.56

Financial Performance

Short Term Investments in Banks

(Rs. Crore)



Performance Highlights – Q1 FY - 14

- ✓ **Saleable Steel Production of 3.2 million tonne**
- ✓ **Semis component in Production 23.7 % of saleable steel**
- ✓ **Saleable steel Sales of 2.6 million tonne**
- ✓ **Hot Metal production of 3.5 million tonne**
- ✓ **Crude steel production of 3.3 million tonne**
- ✓ **Special Steel Production of 1.3 million tonne**
- ✓ **Production through Concast route of 2.4 million tonne**

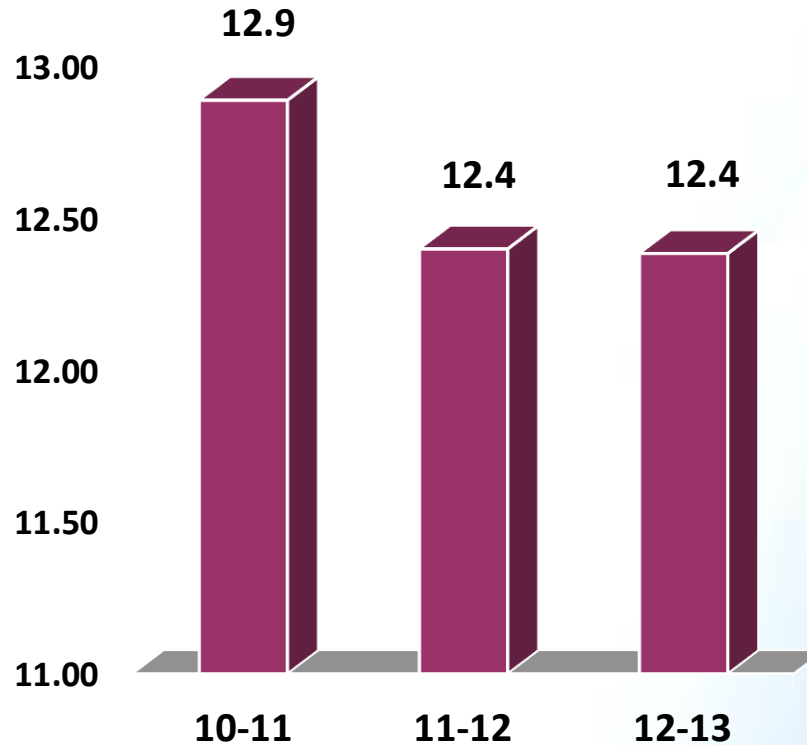
Performance Highlights – Q1 FY 2014

Major Techno Economic Parameters

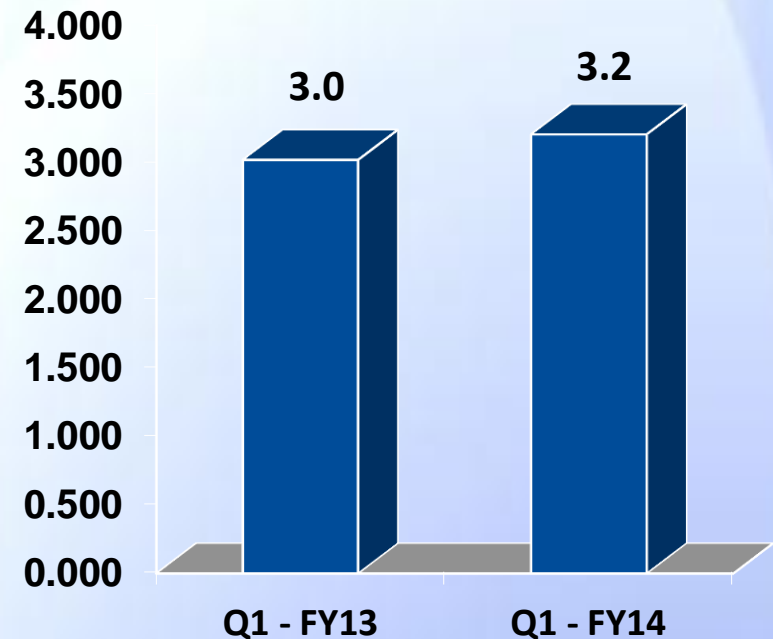
- ✓ **Coke Rate at 514 kg/T**
- ✓ **Fuel Rate at 568 (kg/THM)**
- ✓ **Energy Consumption 6.56 (GCal/TCS)**

Production Performance

Saleable Steel (in Million Tonne)



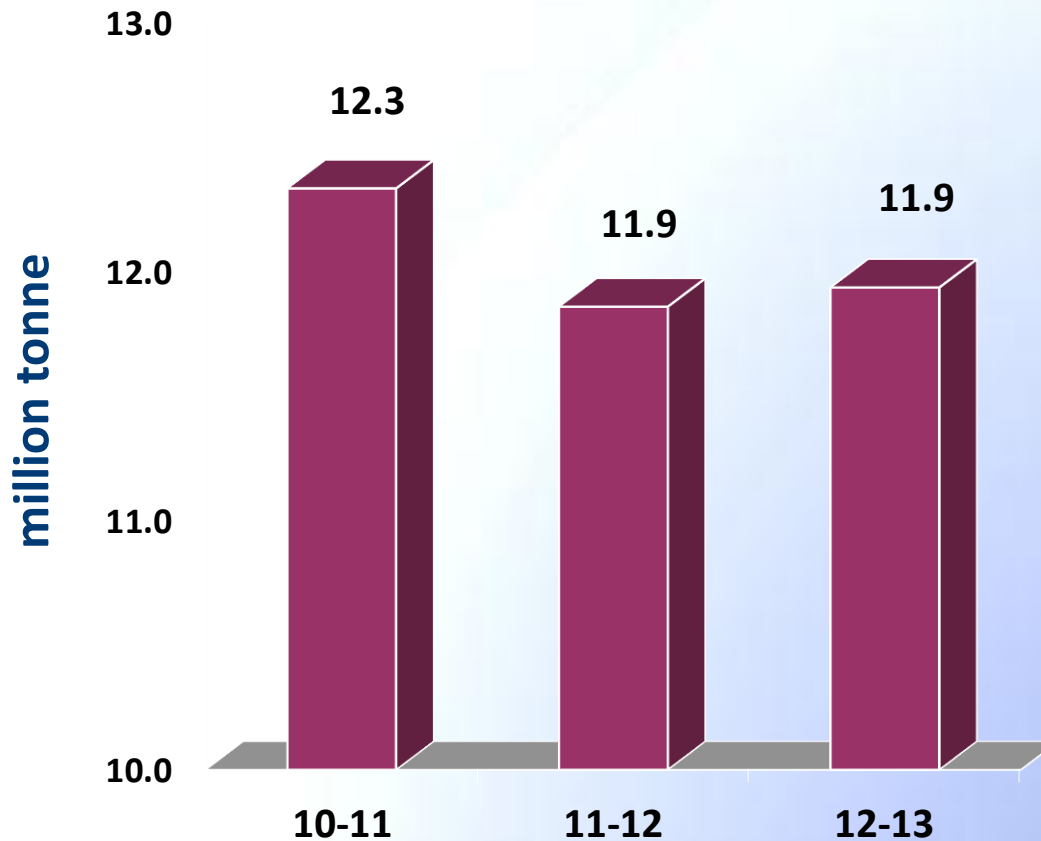
**Annual Saleable Steel Production
(including Special Steel Plants)**



**Saleable
Steel Production
(incl. Spl. Steel Plants)**

Production Performance

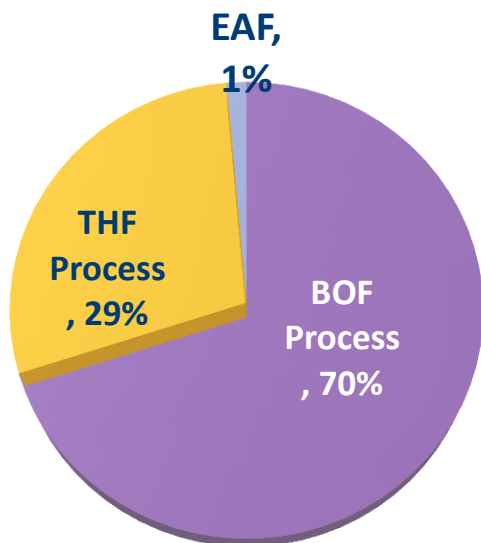
Saleable Steel from 5 Integrated Steel Plants



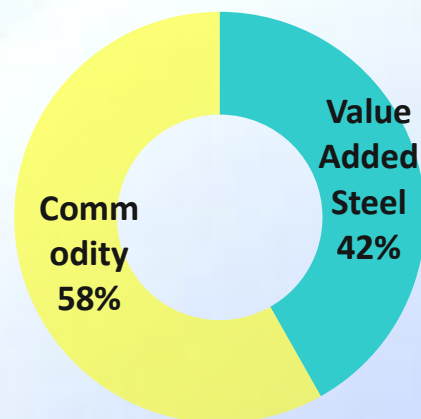
Production by Process & Sales Mix: Q1 FY 14



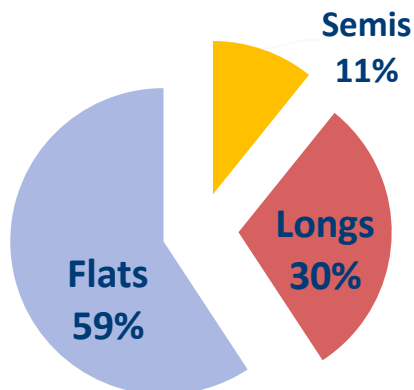
Crude Steel Production by process



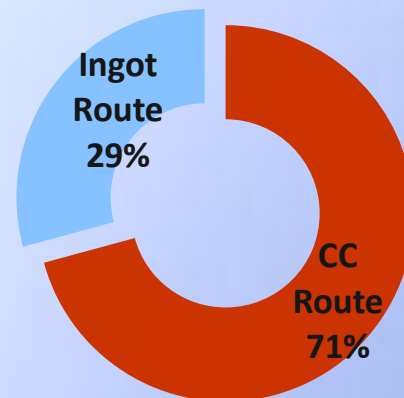
Production of Value Added Steel (5 ISPs)



Sales of Saleable Steel (5 ISPs)

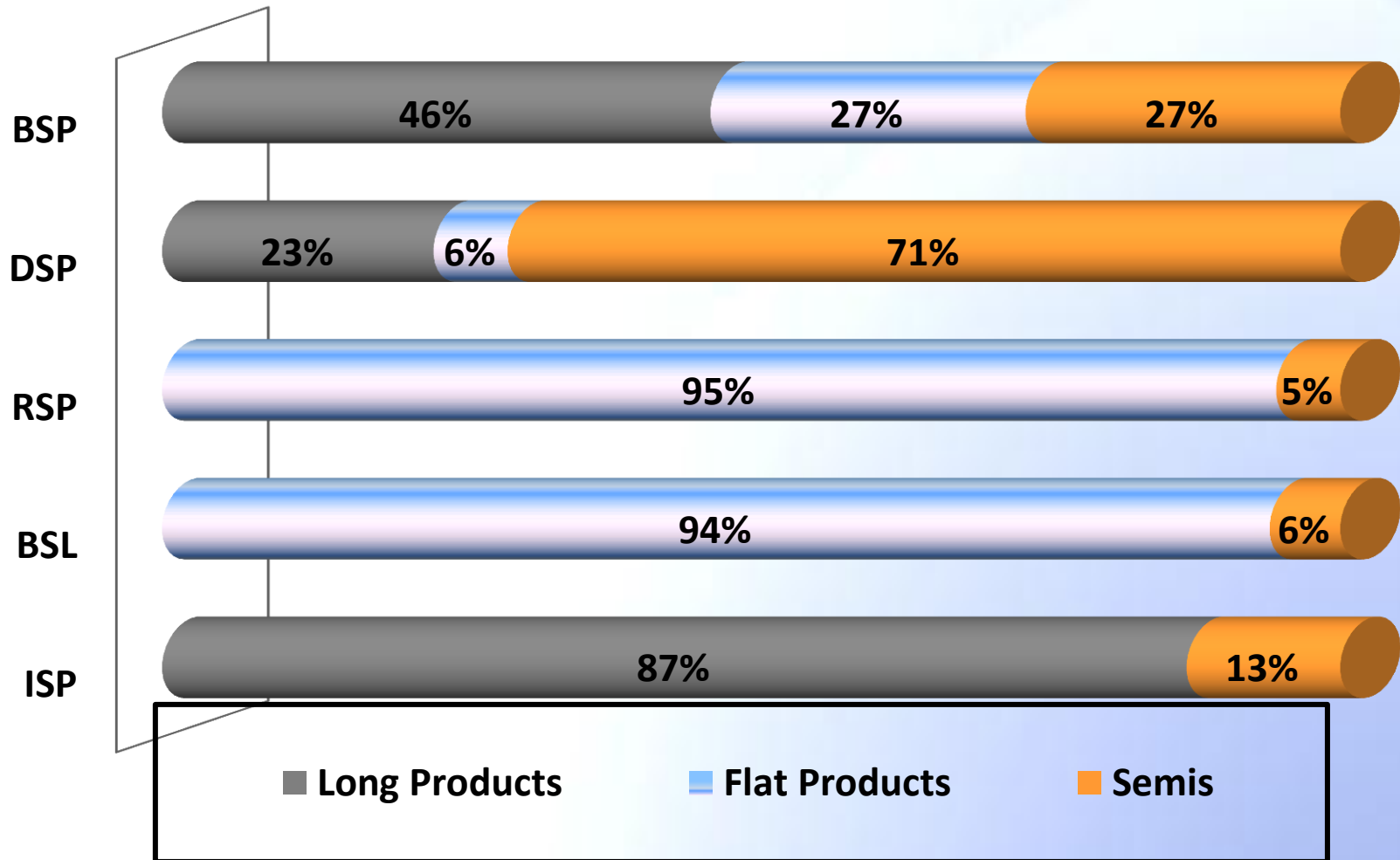


Production of Value Added Steel



Product Mix: Production Five Integrated Steel Plants: Q1 FY 14

In percentage

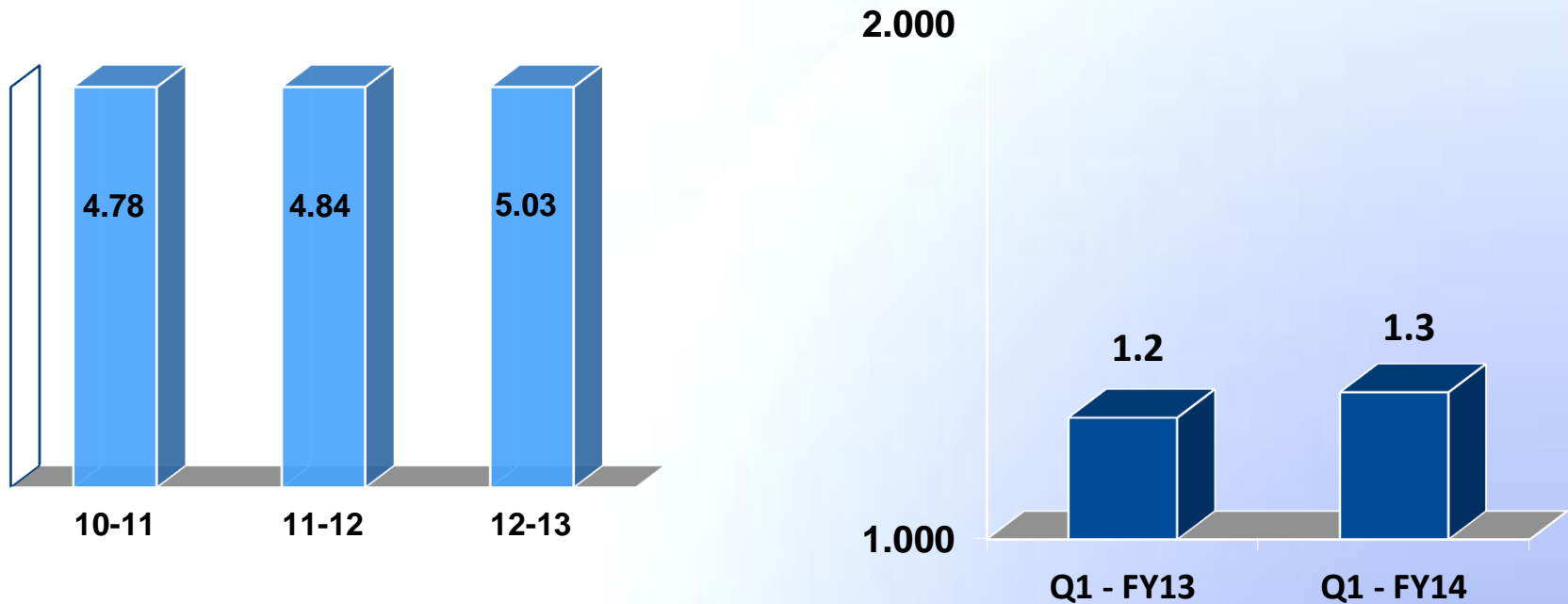


SAIL – 5 ISPs : Semis 24%; Flats 54%; Longs 22%

Special Steel Production

(in Million Tonnes)

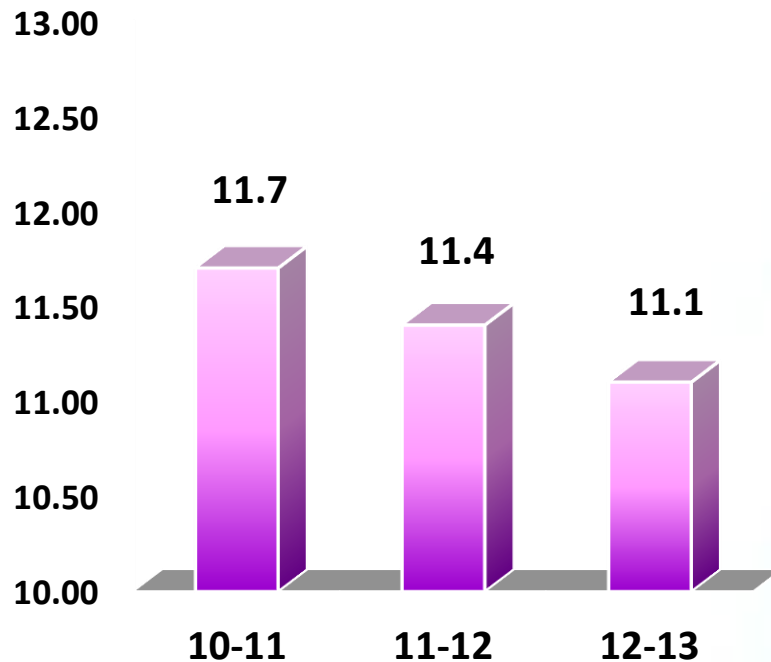
Production of Value added materials



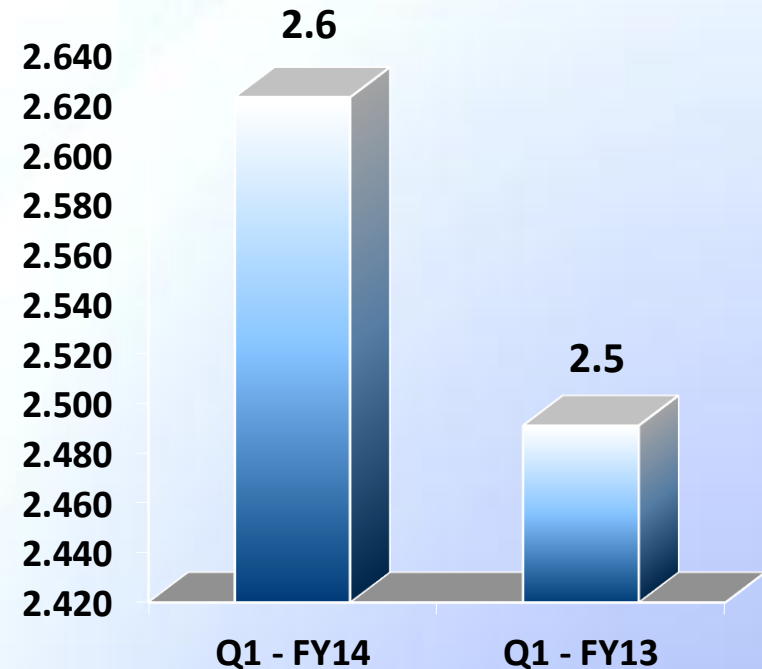
4% increase in production of Value Added Products

Sales Performance

Saleable Steel (in Million Ton)



**Annual Saleable Steel Sales
(including Special Steel Plants)**



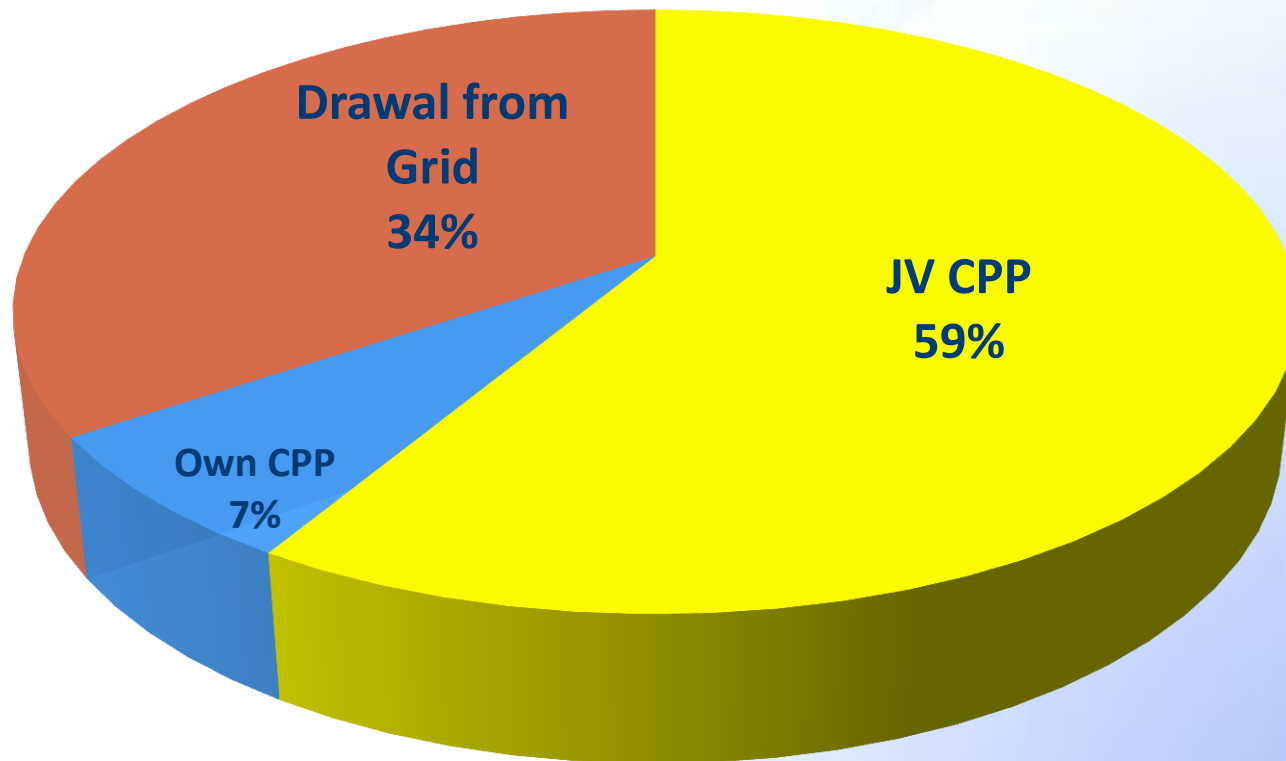
**Saleable Steel Sales
(incl. Spl. Steel Plants)**

Sales through Dealer Network



Sales through Dealer Network during Q1 FY 14 : 1.09 lakh tonne

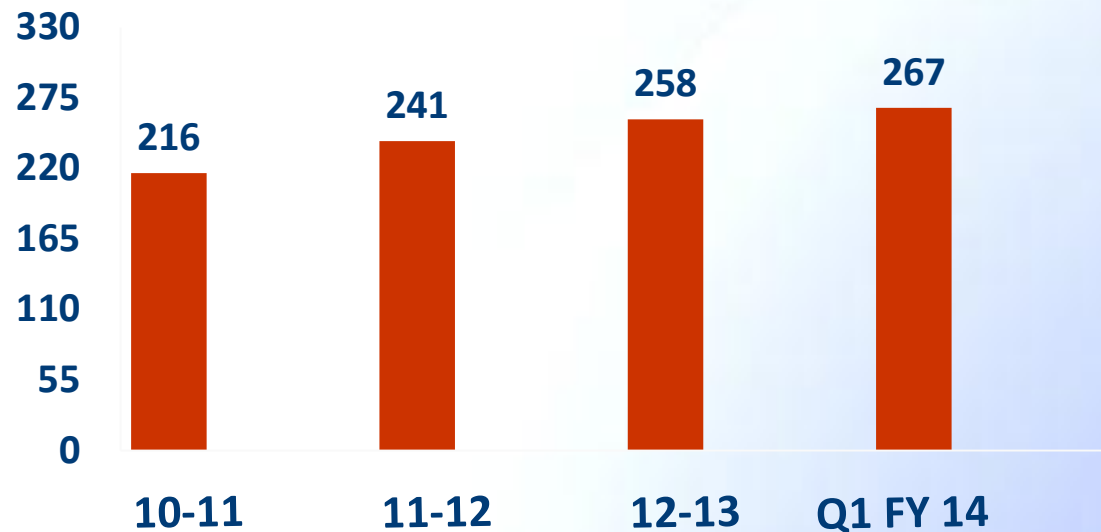
Captive Power Generation & drawal from the Grid



Q1 FY 14

Labour Productivity

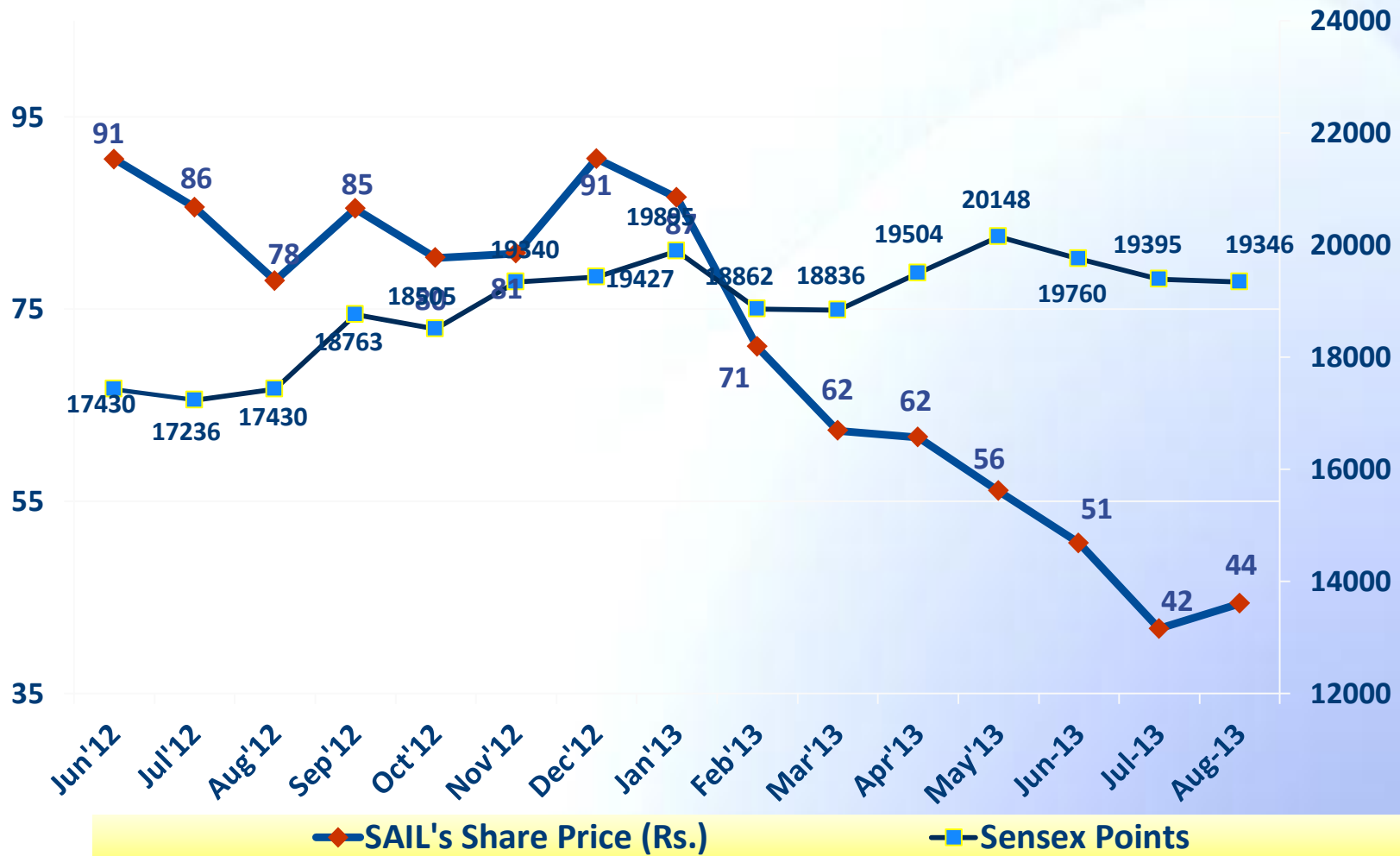
Tonnes Crude Steel /man - year



**Labour
Productivity:
352 TCS/man-
year
at BSP**

Current manpower : 99,946 numbers as on 01.07.2013

Performance of SAIL Share price vis-à-vis Sensex



Closing Share Price and Sensex as on the last day of the month except August 2013 on 13th August, 2013

Dividend

	Interim (%)	Final (%)	Total (%)	Dividend (Rs. Crore)	Dividend Tax (Rs. Crore)
2012 -13	16	4*	20*	826*	134*
2011 -12	12	8	20	826	134
2010 -11	12	12	24	992	162
2009 -10	16	17	33	1363	228
2008 –09	13	13	26	1074	181
2007- 08	19	18	37	1528	259
2006-07	16	15	31	1280	197

* Proposed

EXPANSION AND MODERNISATION PLAN



SAIL's Expansion Plan

Particulars	Million Tonne	
	Actual production 2012-13	After On-going Expansion
Crude Steel	13.4	21.4
Saleable Steel	12.4	20.2

Expansion Plan : Technological Shift

Technology	Current Status	After Expansion
BOF Steel Making	79%	100%
CC Route	71%	94%
Pelletisation Plant	No	Yes
Coke Dry Quenching	Partial	Yes
Top Pressure Recovery Turbine	No	Yes
Auxiliary Fuel Injection in BF	Partial Coverage	Full Coverage
Desulphurization of Hot Metal	Partly	100 %
Beam Blank Casting	No	Yes
Coupled Pickling & Tandem Mill	No	Yes
Beneficiation Plant	Partial	Full

Ongoing Projects

The Expected Outcome:

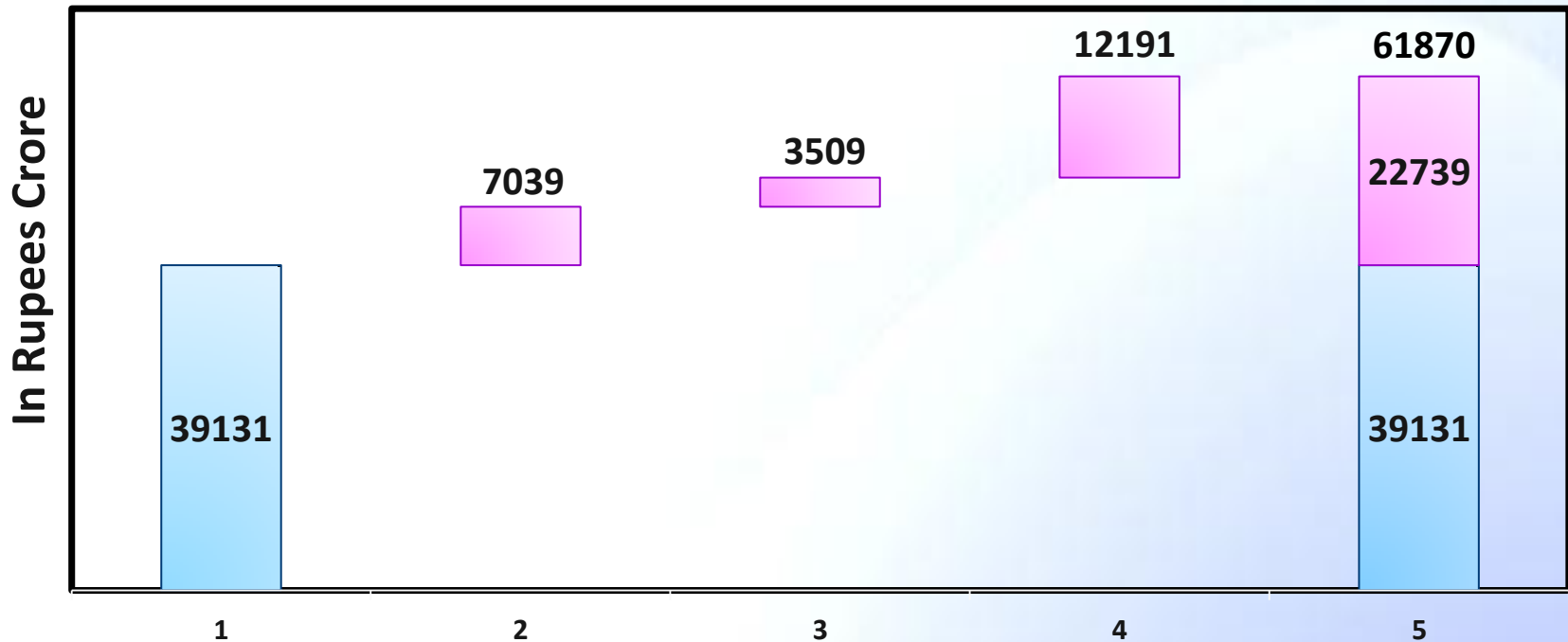
- Production through twin-hearth furnace (THF) route to be replaced by BOF-LD converter route.
- Production through Ingot – teeming route to be replaced with Continuous cast production route.
- Enhancement of Production Capacity by addition of 3 new 4060 m³ Blast Furnace.
- Increased Market Share.
- World class technology and products.
- Improved Product Mix / proportion of value added products to increase.
- Enhanced Pollution Control measures, with Environmental Conservation.

Ongoing Projects

The Products to be added:

- Auto grade CR Products, Galvanized Coils /Sheets.
- Plates / Pipes to meet up to API 100 Grade specification.
- Universal Beams/Heavy Beams to support increasing Infrastructural requirements.
- Rails for Metro – Railways and dedicated freight corridors.
- Increased production of Rails and wheels to meet the increasing requirements of Indian Railways.
- Quantum jump in Rounds and Structural production.
- Wider plates in the size of 4200 mm.

Ongoing Projects



1	Expansion of existing capacity
2	Value-addition / Product-mix improvement
3	Technological up gradation / Modernization
4	Sustenance including de-bottlenecking, AMR & Environment
5	Total Estimated Cost

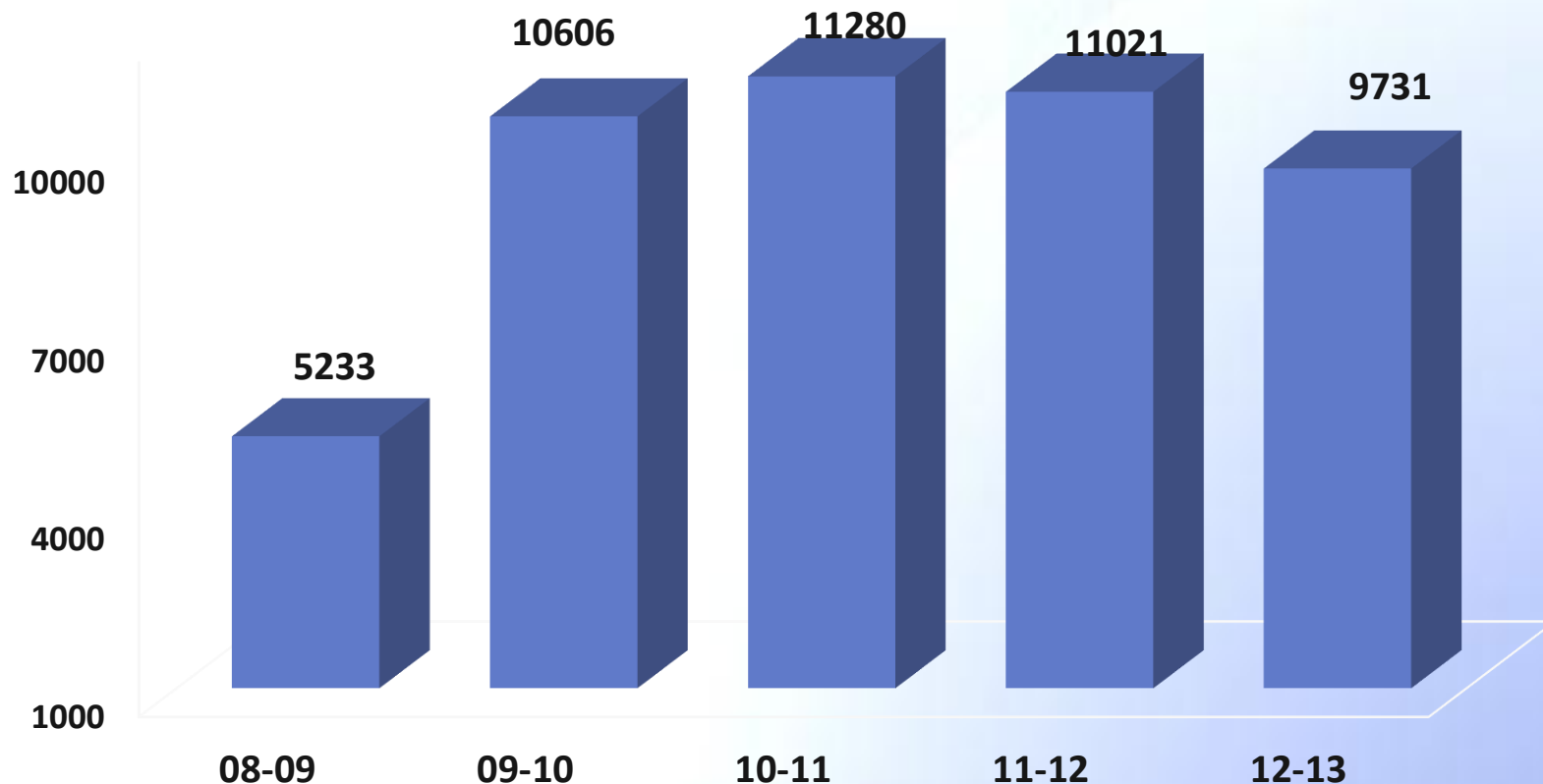
Ongoing Projects

- The ongoing expansion has been planned to achieve saleable steel production of 20.23 million tonne at a cost of Rs. 39,131 crore approximately
- In addition, following capex has also been planned for schemes ,as given here:

Value Addition / Product-Mix Improvement	Rs. 7,039 crore
Technological Upgradation / Modernization	Rs. 3,509 crore
Sustenance including de-bottlenecking, AMR & Environment	Rs. 12,191 crore
Augmenting Raw Material from existing mines & development of new mines	Rs. 10,264 crore

Total Capital Expenditure Including on Modernisation & Expansion

Unit : Rs Crore



- Total CAPEX includes Rs. 46,064 crore spent till 30th June 2013 against modernization & expansion. CAPEX Plan for 2013 -14 is Rs. 11,500 crore.
- Actual Expenditure in Q1 FY 14 is Rs. 2082 Crore.

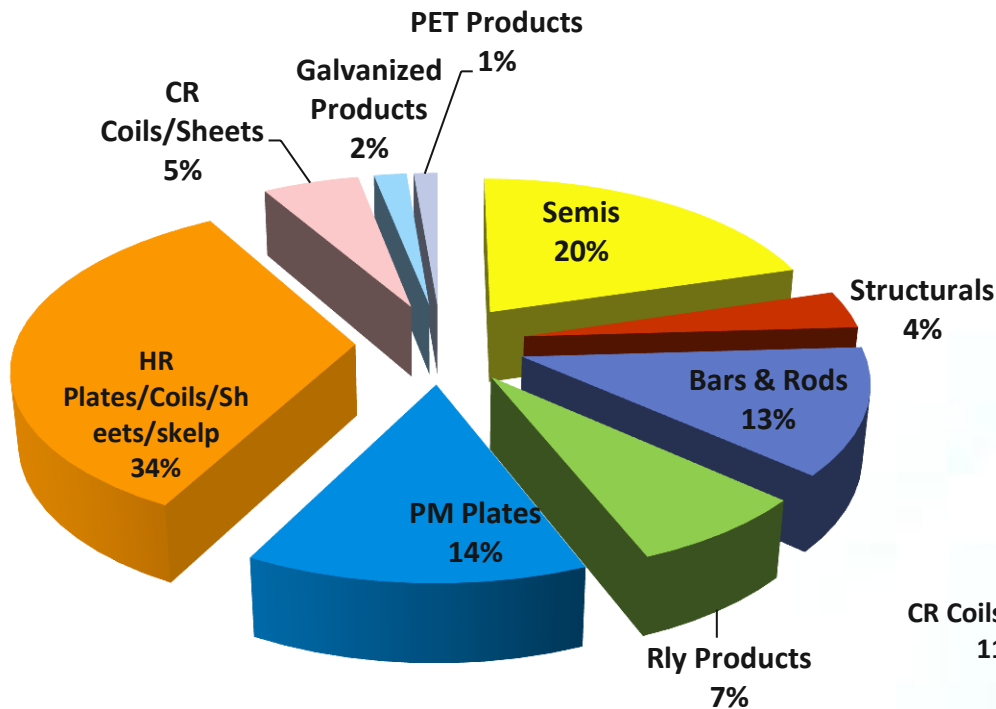
Ongoing Projects

- Orders for over Rs. 58,579 crore have already been placed as on 30.6.2013 for various Modernisation & Expansion Projects / Sustenance Schemes.
- Various options for raising fund to finance the Capex Plan, including ECB, ECA, Domestic / International Bonds and Term Loans from Banks are being continuously explored to minimize the debt cost.

Capacity increase after Expansion

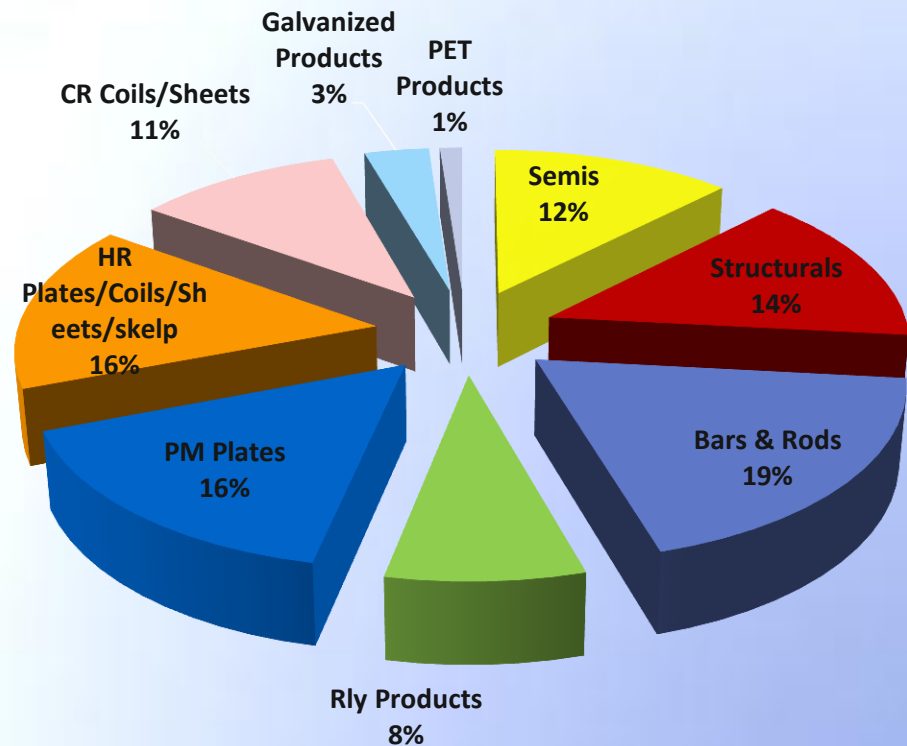
Plant	Hot Metal (MTPA)		Crude Steel (MTPA)		Saleable Steel (MTPA)	
	2012-13	After Expansion	2012-13	After Expansion	2012-13	After Expansion
BSP	5.2	7.5	5.0	7.0	4.4	6.6
DSP	2.2	2.5	2.0	2.2	1.9	2.1
RSP	2.4	4.5	2.2	4.2	2.1	4.0
BSL	4.1	5.8	3.8	4.6	3.3	4.2
ISP	0.2	2.9	0.1	2.5	0.2	2.4
VISL	0.1	0.3	0.1	0.2	0.1	0.2
ASP	-	-	0.1	0.5	0.1	0.4
SSP	-	-	0.1	0.2	0.3	0.3
TOTAL	14.2	23.5	13.4	21.4	12.4	20.2

Product Mix - Saleable Steel Production




FY 13

**Post
Ongoing Expansion**



CAPEX Status for the ongoing Expansion & Modernisation as on 30.06.2013



Orders placed include Actual Expenses Incurred.

Orders Placed/ Expenditure are excluding Capex Plan of Rs. 10264 crore for development of Raw Material facilities and actual expenditure of Rs. 839 crore against the same

Salem Steel Plant

- **Facilities added:**

- **Steel melting Shop – Electric Arc Furnace (55 T); AOD Converter (60 T); Ladle Furnace (60 T); Single Strand Slab Caster.**
- **Roller Grinder for Hot Rolling Mill**
- **Cold Rolling Mill Complex (except 20-high Sendzimir Mill)**

- **Facilities being added:**

- **Production (MTPA) :**

Item	2012 -13 (Actual)	After Expansion
Crude Steel	0.069	0.18
Saleable Steel	0.270	0.34

IISCO Steel Plant

- Major facilities are expected to be progressively commissioned as follows:

Facilities Commissioned

- New Coke Oven Battery (0.88 Mtpa, 2 x 37 ovens, 7 m tall) –
 - First consignment of BF coke was despatched in Feb 2013
- Sinter Machines (3.88 Mtpa gross sinter production, 2X204 m2)
 - Hot trial production started in Q4 FY13
- Wire Rod Mill (0.5 MTPA)
 - Hot trials started on 31.3.2013 and in progress

During H2 FY 2013-14

- Blast Furnace 4060 m3 (2.7Mtpa) – linked to commissioning of BOF
- 3 nos. of 150 T BOF Converters. (Two to be operated at a time)
- 2X6 Strand Billet Casters.
- Bar Mill (0.75 MTPA)
- 1X4 Strand Beam Blank / Bloom Caster) is expected to be commissioned towards end of the year or next year
- Universal Section Mill (0.6 MTPA) is expected to be commissioned towards end of the year or next year

IISCO Steel Plant

- New stream to produce 2.7 MTPA of Hot Metal
 - Total Hot Metal capacity to go up to 2.91 MTPA
 - Crude Steel to go up to 2.5 MTPA.
- Saleable Steel from both existing & new facilities: 2.39 MTPA.
- **Production (MTPA) :**

Item	2012 -13 (Actual)	After Expansion
Crude Steel	0.139	2.50
Saleable Steel	0.169	2.39

Current Progress of Expansion at IISCO Steel Plant

Coke Oven Battery-11



SINTER MACHINE-1



**Centralised Compressed Air
Station**



Converter



BLAST FURNACE #5



Caster



Wire Rod Mill



Wire Rod Mill - Coil Formation



Bokaro Steel Plant

- Major facilities are expected to be progressively commissioned as follows:

New Facilities already commissioned:

- Re-building of 2 Coke Oven Batteries.
- Up-gradation of Blast Furnace #2 and Stoves Up-gradation of #5
- Auxiliary fuel injection in two Blast Furnaces
- Partial completion New Cold Rolling Mill (CRM)
 - Acid regeneration Plant. Skin Pass Mill, Coil Packaging Lines

During Q2 FY 2013-14:

- New Cold Rolling Mill (CRM)
- Capital repair of Blast Furnace #1 has commenced.

Bokaro Steel Plant

During H2 FY 2013-14

- Up gradation of HSM with augmentation of Roughing facility & a new replacement Re-heating Furnace.
- Conversion of higher quantities of HR Coils to value added CR Products
- Integrated Commissioning of New Cold Rolling Mill (CRM) complex, including Galvanising Facilities – 1.2 MTPA.
- Augmentation of existing Sinter Machines
- Up-gradation of Steel Melting Shop II with necessary auxiliary facilities/Hot Metal Desulphurisation unit.
- **Production (MTPA) :**

Item	2012 -13 (Actual)	After Expansion
Crude Steel	3.76	4.61
Saleable Steel	3.33	4.18

Current Progress of Expansion at Bokaro Steel Plant



Tandem Cold Mill

A wide-angle photograph of the Tandem Cold Mill facility. The image shows a large industrial hall with a high ceiling. In the foreground, there are several yellow overhead cranes and a complex system of conveyor belts and rollers. In the background, a control room with large windows is visible on an elevated platform. The overall scene depicts a busy manufacturing environment.



Pickling Line

A photograph of the Pickling Line. It shows a long, narrow industrial corridor with a high, arched metal roof. On the left, there are large, dark, rectangular tanks or containers. On the right, there is a series of blue and yellow mechanical components, possibly part of a conveyor system. The floor is a light-colored concrete.



Skin Pass Mill

A photograph of the Skin Pass Mill. The image shows a large, blue industrial machine with a yellow section. A conveyor belt is visible, leading into the machine. The machine is situated in a large industrial hall with a high ceiling. The overall scene depicts a complex manufacturing process.



Coil Packaging Line

A photograph of the Coil Packaging Line. It shows a long, narrow industrial corridor with a high, arched metal roof. On the left, there are large, dark, rectangular tanks or containers. On the right, there is a series of blue and yellow mechanical components, possibly part of a conveyor system. The floor is a light-colored concrete.

Bhilai Steel Plant

- **Major facilities are expected to be progressively commissioned from FY 2013-14 as follows:**
 - **New Coke Oven Battery No. 11 (7 m tall),**
 - **Second Sinter Machine in Sinter Plant-3,**
 - **Blast Furnace 4060 m³.**
 - **Universal Rail Mill - Enhancing production of Rails to 1.5 MTPA (Class A Heavier Rails).**

Cont....

Bhilai Steel Plant

- New Steel Melting Shop (SMS-3) with Secondary Refining Facilities.
- New Billet casters
- Bar & Rod Mill.
- Phasing out of low yield & energy intensive units viz. Twin Hearth Furnace, Ingot casting, Soaking Pits and Blooming and Billet Mill.

• Production (MTPA) :

Item	2012 -13 (Actual)	After Expansion
Crude Steel	5.01	7.0
Saleable Steel	4.36	6.56

Current Progress of Expansion at Bhilai Steel Plant

Coal Tower



Cellar Area




COB11

Current Progress of Expansion at Bhilai Steel Plant

Equipment erection at COB-11



BOF Gas Holder



BF 8: Hot Stoves



Refractory at Vertical flue zone and EOT Crane



Rourkela Steel Plant

- Major facilities are expected to be progressively commissioned as follows:

Facilities Commissioned:

- New Coke Oven Battery -6 (7 m tall, 1 x 67 ovens)
 - Commissioned in April 2013
- New Sinter Plant -3 (1 x 360m²)
- New Blast Furnace -5, 4060 m³ useful volume.
- New 3rd Single Strand Slab Caster with balancing facilities for operation and increased production in SMS - II.

During H2 FY 2013-14

- New 3rd BOF (150 T), 3rd Ladle Furnace, RH Degasser-OB
- New 4.3 meter Wide Plate Mill (1.0 Mpta in current phase, with provision for expansion to 1.8 Mtpa).

Rourkela Steel Plant

- **Saleable Steel from both existing & new facilities:
3.99 Mtpa.**
- **Some existing uneconomical facilities to be taken
down for major capital repairs or phased out.**
- **Production (MTPA) :**

Item	2012 -13 (Actual)	After Expansion
Crude Steel	2.21	4.20
Saleable Steel	2.14	3.99

Progress of Expansion at Rourkela Steel Plant

New Coke Oven Battery - 6



New Blast Furnace - 5



Pig Casting Machine



Slab Caster



Durgapur Steel Plant

- Major facilities are expected to be progressively commissioned as follows:

During Q2 FY 2013-14

- New Dolomite Plant (300tpd)
- New Slag Yard for SMS
- Rebuilding of Coke Oven Battery no-2

During H2 FY 2013-14

- New Ladle Furnace (125T)
- Up gradation of Raw Material Handling Facilities.
- Bloom-cum-Round Caster 1X4 (0.75 Mtpa).
- New Medium Structural Mill (1.0 Mtpa)

Production (MTPA) :

Item	2011 -12 (Actual)	After Expansion
Crude Steel	2.03	2.20
Saleable Steel	1.93	2.12

Progress of Expansion at Durgapur Steel Plant



MSM (RHF) –Erection of equipment in progress



Rebuilding of CO Battery-2 in progress



Raw Materials

Year	Hot Metal (mtpa)	Iron Ore Consumption (mtpa)	Linkages of Iron Ore
2012-13	14.3	22.4	Existing Mines
Post Expansion	23.46	39	<p>The capacity of existing mines at Kiriburu, Meghataburu, Bolani, Gua & Barsua are being ramped up to meet the requirement of Iron Ore for post ongoing phase of expansion.</p> <p>Two new Pellet Plants (One of 4 mtpa capacity at Gua & another of 1 mtpa capacity at Dalli) have been planned for better utilisation of Iron Ore Fines.</p> <p>In addition to the above, iron ore shall be mined from new mines at Rowghat, Chiria and Taldih.</p> <p>MoU has been signed with Chattisgarh Mineral Development Corporation for exploring Eklama Mines under Joint Venture.</p>





Raw Materials

Mine	Existing Capacity (mtpa)	Capacity after ongoing expansion (mtpa)	Remarks
Kiriburu	4.3	5.5	Capacity of Existing mines is being ramped up to meet the requirement of the ongoing expansion plan. The entire requirement of the increased capacity shall be met through captive mines. The timeline for mines expansion is expected to be in line with Steel Plants expansion. New Pellet Plant shall use the existing reserve of fines at captive mines.
Meghataburu	4.3	6.5	
Bolani	4.1	10.0	
Gua	2.4	10.0	
New Pellet Plants	New	5.0	
Barsua, Kalta, Taldih	3.3	6.5	Environment clearance received from MOEF
Rowghat	New	12.0	All statutory clearances have been received.
Chiria	1.5	5.8	Stage-I Forest Clearance has been obtained




Raw Materials

Year	Hot Metal (mtpa)	Coking Coal Requirement (mtpa)	Linkages of Coking Coal
2012-13	14.3	13.3 (including purchased coke)	<ul style="list-style-type: none"> • Import Component – 70% • Over 90% of imported coal is sourced from Australia. • Indigenous: 30% • Domestic coal is largely sourced from Coal India Ltd. <p>SAIL has existing captive coking coal production of nearly 0.5 mtpa.</p>
Post Expansion	23.46	21.0	<ul style="list-style-type: none"> • Long term / Quarterly contracts to cover 95% of Import requirements, w.e.f. FY 11 • Approvals have been accorded for development of Tasra captive coal to produce 4 mtpa of ROM (2 mtpa washed coal) • Sitamala coal block shall also be developed for production of 0.30 mtpa of ROM (0.20 mtpa of washed coal) • New alliances / linkages / acquisitions are being explored




Major Joint Ventures – strategic initiatives

FOCUS AREA	ALLIANCE PARTNER	REMARKS
TECHNOLOGY	 <p>KOBELCO KOBEL STEEL GROUP</p>	<ul style="list-style-type: none"> SAIL Kobe Iron India Pvt Ltd. – A Joint Venture Company has been formulated for setting up a 0.5 mtpa capacity Plant for producing iron nuggets based on ITmk3 technology.
RAW MATERIALS	  	<ul style="list-style-type: none"> International Coal Ventures Pvt. Ltd., a SPV of 5 leading PSUs incorporated (SAIL, RINL, CIL, NTPC & NMDC) for acquisition of coal assets in overseas territories. M/s SAIL & MOIL Ferro Alloys (Pvt.) Ltd. formed with MOIL for production of Ferro-alloys at Bhilai. M/s S&T Mining Company Pvt. Ltd. formed with Tata Steel for developing coking coal mines in India.

Major Joint Ventures – strategic initiatives

FOCUS AREA	ALLIANCE PARTNER	REMARKS
ENERGY	 	<ul style="list-style-type: none"> ▪ JV with NTPC & DVC for operating & managing CPPs of Durgapur, Rourkela & Bhilai.
CEMENT		<ul style="list-style-type: none"> ▪ Bhilai Jaypee Cement Ltd. -Slag based cement plant of 2.2 million tonne per annum capacity with grinding unit at Bhilai & clinkering unit at Satna. ▪ Bokaro Jaypee Cement Ltd.- Slag based cement plant of 2.1 million tonne per annum capacity at Bokaro.

Major Joint Ventures – strategic initiatives

FOCUS AREA	ALLIANCE PARTNER	OBJECTIVE
SHIPPING		<ul style="list-style-type: none"> Joint Venture Company 'SAIL SCI Shipping Pvt. Ltd.' to cater to SAIL requirements of shipping imports of coal. <ul style="list-style-type: none"> Acquisition of new capsized vessel is in process.
WAGON MANUFACTURE		<ul style="list-style-type: none"> SAIL RITES Bengal Wagon Industry Pvt. Ltd. – A Joint Venture Company has been formed with M/s. RITES for setting up Wagon Manufacturing Factory at Kulti, West Bengal.
E-PORTAL		<ul style="list-style-type: none"> JV with Tata Steel to promote e-commerce activities in steel and related areas

MoUs signed

- MoUs have been signed with following leading steel makers to collaborate in the strategic areas of mutual interest:
 - **Kobe Steel Limited**
 - **POSCO**
 - **Danieli & C**
- MOU signed with Ministry of Railways, NMDC & GoC for 235 Km long Dalli-Rajhara-Rowghat Jagdalpur Railway line to transport Iron-ore from Rowghat mines to Bhilai Steel Plant.
- MOU has been signed between SAIL and NMDC for entering into a joint venture for development of low silica limestone mine at Arki, Himachal Pradesh.
- MoU has been signed with Chhattisgarh Mineral Development Corporation (CMDC) for exploring Eklama Mines at Chattisgarh, under Joint Venture between SAIL and CMDC.

Awards and Accolades

- Maharatna SAIL has received two awards at the CII-ITC Sustainability Awards-2012 ceremony held at Vigyan Bhawan on 14th January, 2013. Hon'ble President of India Shri Pranab Mukherjee presented the awards to Chairman, SAIL Mr. C.S.Verma. SAIL has received a certificate of commendation for strong commitment to sustainable development. Besides SAIL's Bhilai Steel Plant has won certificate of commendation for significant achievement in its category.
- SCOPE Meritorious Award – 2010-11 for "Corporate Governance" has been conferred upon SAIL. Chairman SAIL received the award from Her Excellency Smt. Pratibha Patil, President of India, on 13th April'2012 at Vigyan Bhawan in New Delhi.
- Steel Authority of India Limited (SAIL) has won the prestigious SCOPE Award for 'Best Practices in Human Resource Management' for the year 2011-12. Hon'ble President of India, Shri Pranab Mukherjee presented the award to Chairman, SAIL Mr C.S.Verma, in the presence of Union Minister of Heavy Industries & Public Enterprises Shri Praful Patel.
- Mr. C.S.Verma, Chairman, SAIL was conferred with 'Star PSU CMD of the year award' for outstanding performance under the Maharatna category in BT-Star PSU Excellence awards-2013. The award was presented by Sh. B.S. Hooda, Chief Minister, Haryana in a ceremony held at New Delhi on 19th June, 2013.



Abbreviations used

• ASP	Alloy Steels Plant
• BF	Blast Furnace
• BOF	Basic Oxygen Furnace
• BPL	Below Poverty Line
• BSL	Bokaro Steel Limited
• BSP	Bhilai Steel Plant
• CS	Crude Steel
• CPLY	Corresponding Period Last Year
• DSP	Durgapur Steel Plant
• EBIDTA	Earnings Before Interest Depreciation ,Taxes & Ammortization.
• G.Cal/tcs	Giga Calories per tonne of Crude Steel
• GoI	Government of India
• IISI	International Iron & Steel Institute
• ISP	IISCO Steel Plant

• JPC	Joint Plant Committee
• Kg/thm	Kilo Gram Per Tonne of Hot Metal
• MEL	Maharashtra Elektros melt Limited
• MT	Million Tonne
• Mtpa	Million Tonne Per Annum
• PAT	Profit After Tax
• PBT	Profit Before Tax
• RDCIS	Research & Development Centre for Iron & Steel
• RINL	Rashtriya Ispat Nigam Limited
• RSP	Rourkela Steel Plant
• SSP	Salem Steel Plant
• VISL	Visvesvaraya Iron & Steel Plant
• TFS	Total finished Steel

Disclaimer

Statements / Data which do not relate to SAIL and are used / made in this presentation are from sources which are considered reliable and Company cannot be held for its authenticity.

Further, statement describing the Company's projections, estimates, expectations are "forward looking statements" within the meaning of applicable securities laws and regulations. Actual results may differ materially from those expressed depending on the circumstances / situations.

Major factors that could affect the Company's operations include, among others, economic conditions affecting demand / supply and prices in the domestic and global markets in which the Company operates, changes in Government regulations, tax laws and other statutes etc.