

STEEL AUTHORITY OF INDIA LIMITED



RESULTS PRESENTATION FOR Q2 & H1 FY 2021-22



STEEL AUTHORITY OF INDIA LIMITED

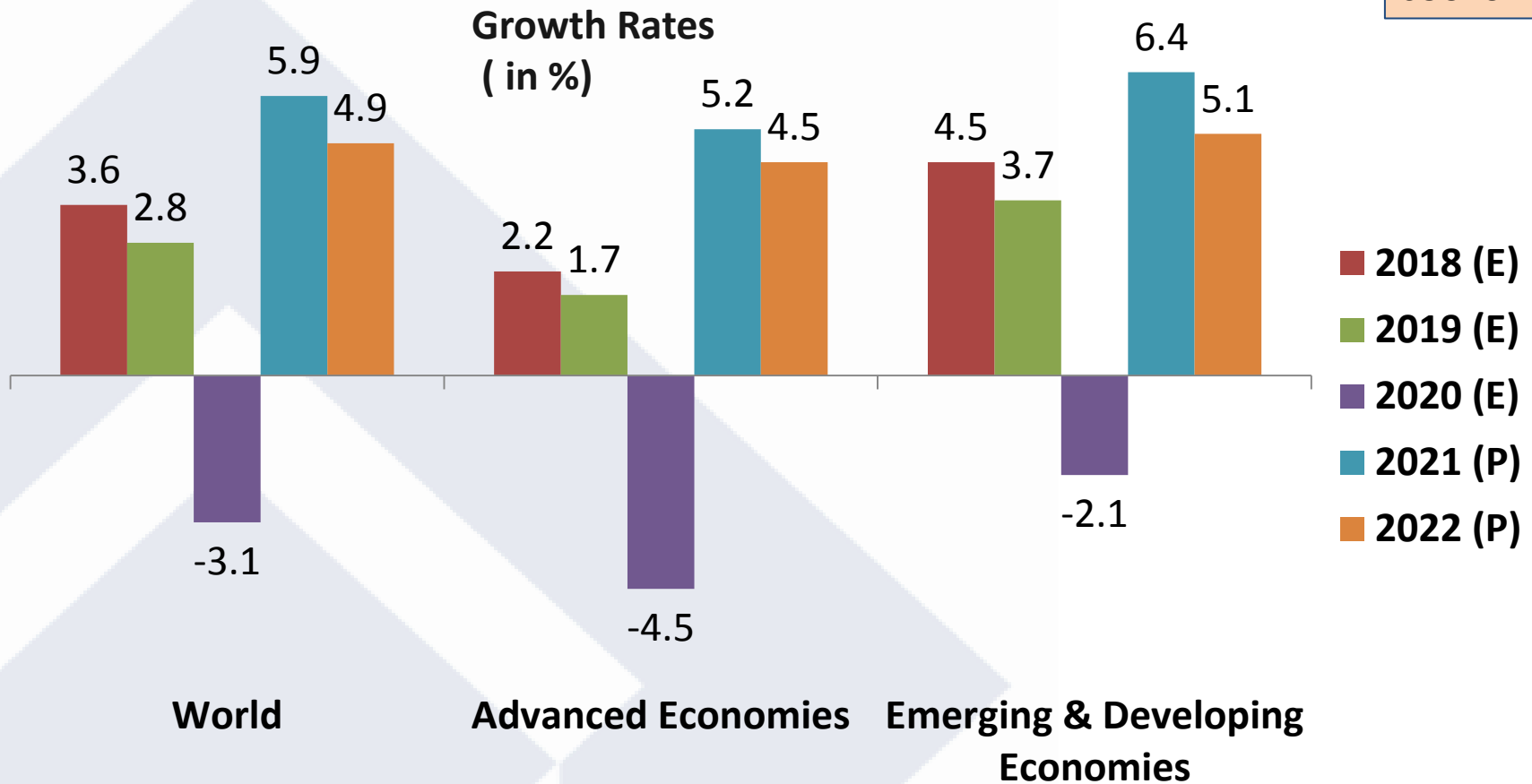


Economic & Steel Scenarios



WORLD ECONOMIC SCENARIO

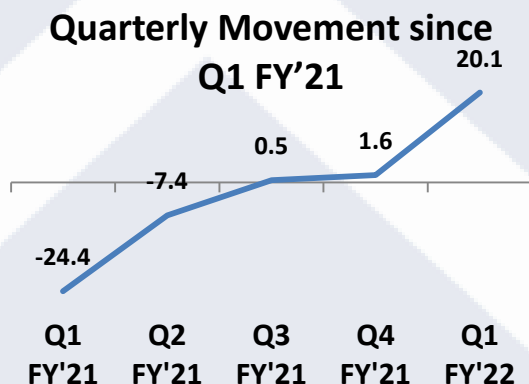
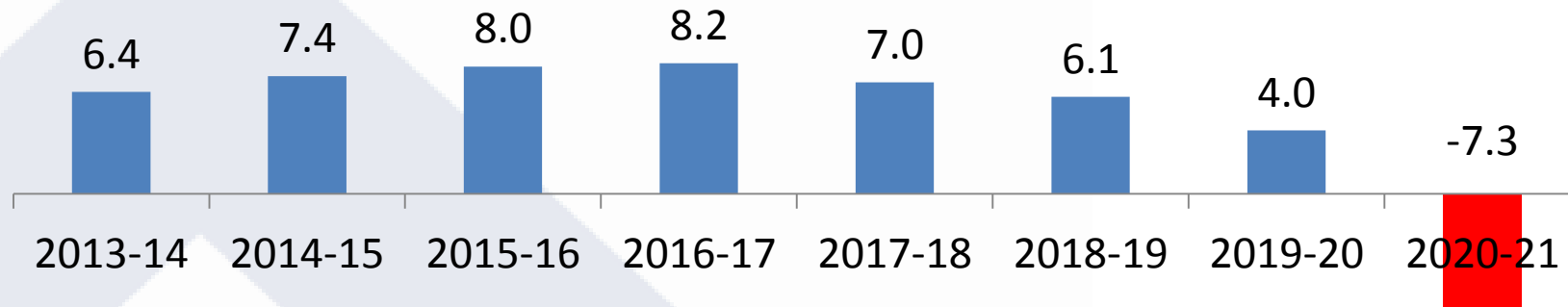
SOURCE: IMF



IMF projected the growth for 2020 at 2.9% in its Jan 20 World Economic Outlook (WEO). With the lockdown emanating from COVID19 Pandemic, the projections became negative to almost 4.9%. The figure has since been revised to -3.1% with growth projections for 2021 improving to 5.9% which is expected to moderate to 4.9% during 2022.

SOURCE: CSO, GoI & Economic Survey

GDP Growth % at Constant Prices (2011-12 Prices)



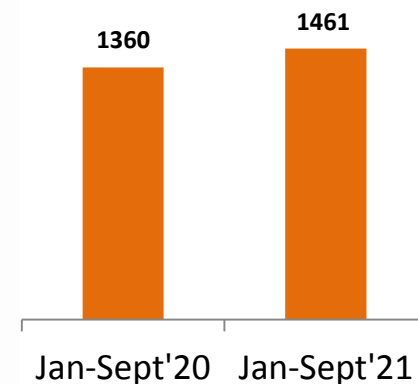
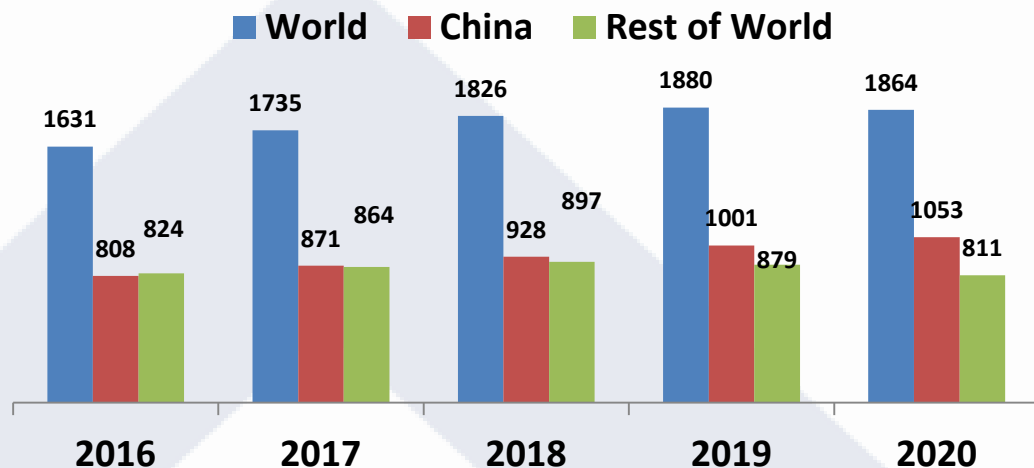
The onslaught of COVID19 Pandemic saw the GDP of Indian economy slide into negative during FY'21 at -7.3%. The economy has, however, been gaining ground consistently since Q1 FY'21, rising sharply from -24.4% to 20.1% during Q1 FY'22.

Last available projections from major financial agencies for further years are as follows:

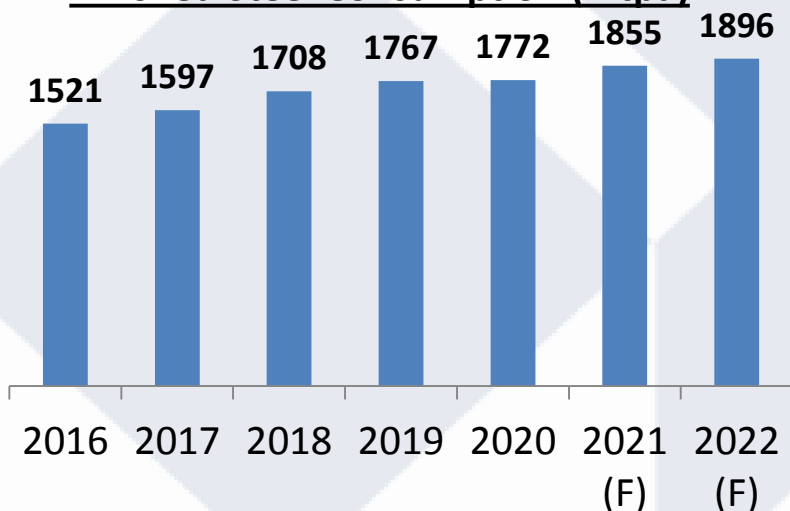
Source	Growth Projection
WORLD BANK	8.3% (FY22)
IMF	9.5% (CY21) & 8.5% (CY22)
RBI	9.5% (FY22)

WORLD STEEL SCENARIO

Crude Steel Production (mtpa)



Finished Steel Consumption (mtpa)

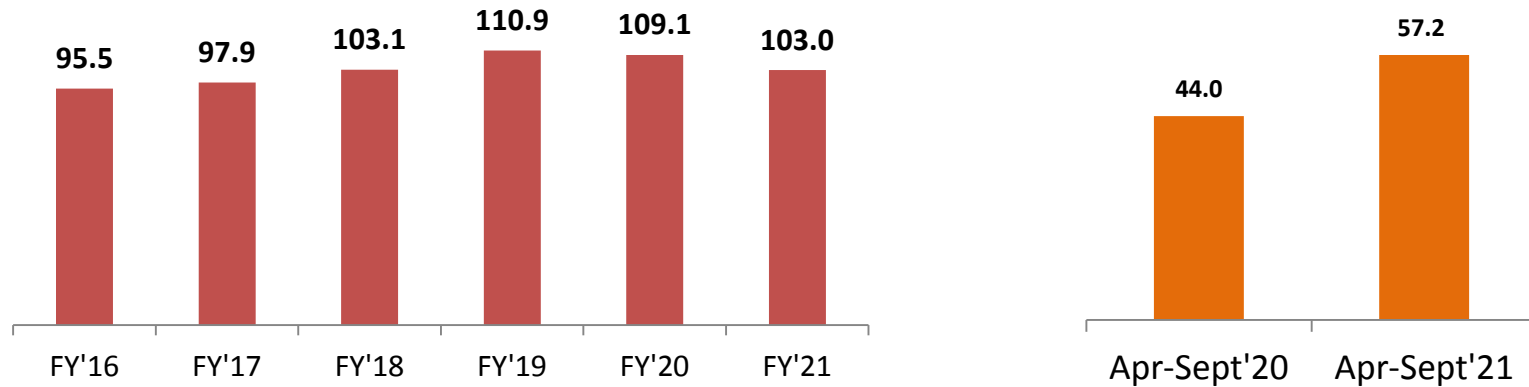


Short Range Outlook (SRO) October'21:

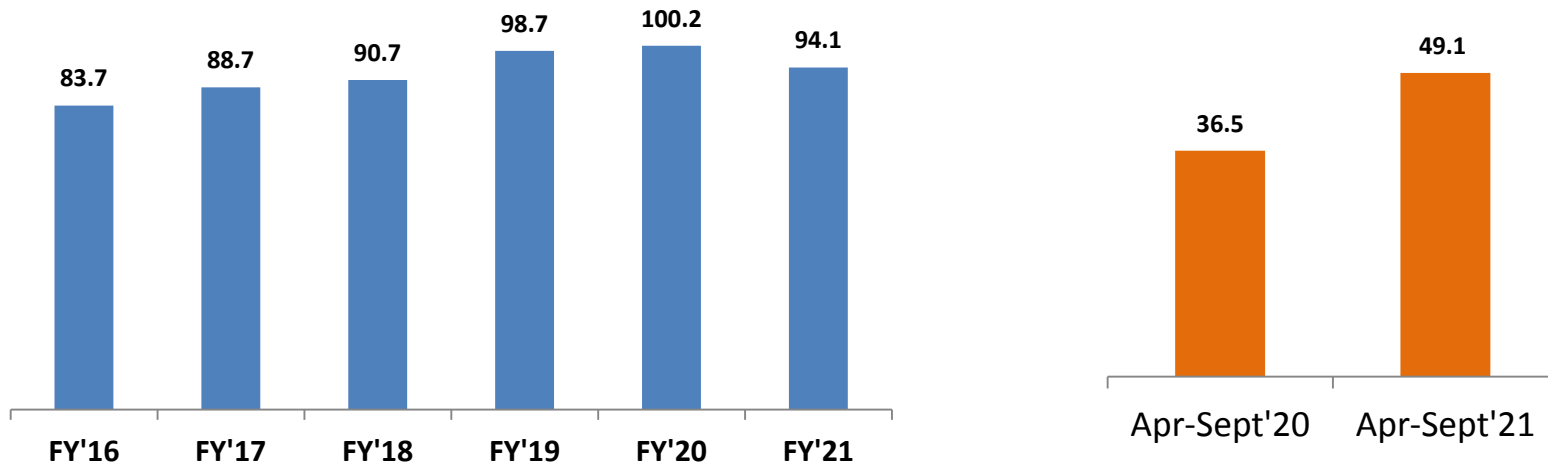
- Global steel demand is expected to increase by 4.5% in 2021 and 2.2% in 2022.
- China's is set to see a negative growth in 2021 at -1% and no growth/deceleration in 2022.
- The global growth rate excluding China is expected to be 11.5% in 2021 and 4.7% in 2022.
- In the Emerging and Developing Economies excluding China, steel demand is expected to grow by 11% in 2021 and 5% in 2022.
- The developed economies are expected to see growth in steel consumption at 12.2% in 2021 and 4.3% in 2022.

SOURCE: World Steel Association (WSA)

Crude Steel Production (mtpa)



Finished Steel Consumption (mtpa)



As per the WSA Short Range Outlook of October'21, demand in India is projected to increase by 16.7% in 2021 and 6.8% in 2022.

INDIAN STEEL PERFORMANCE

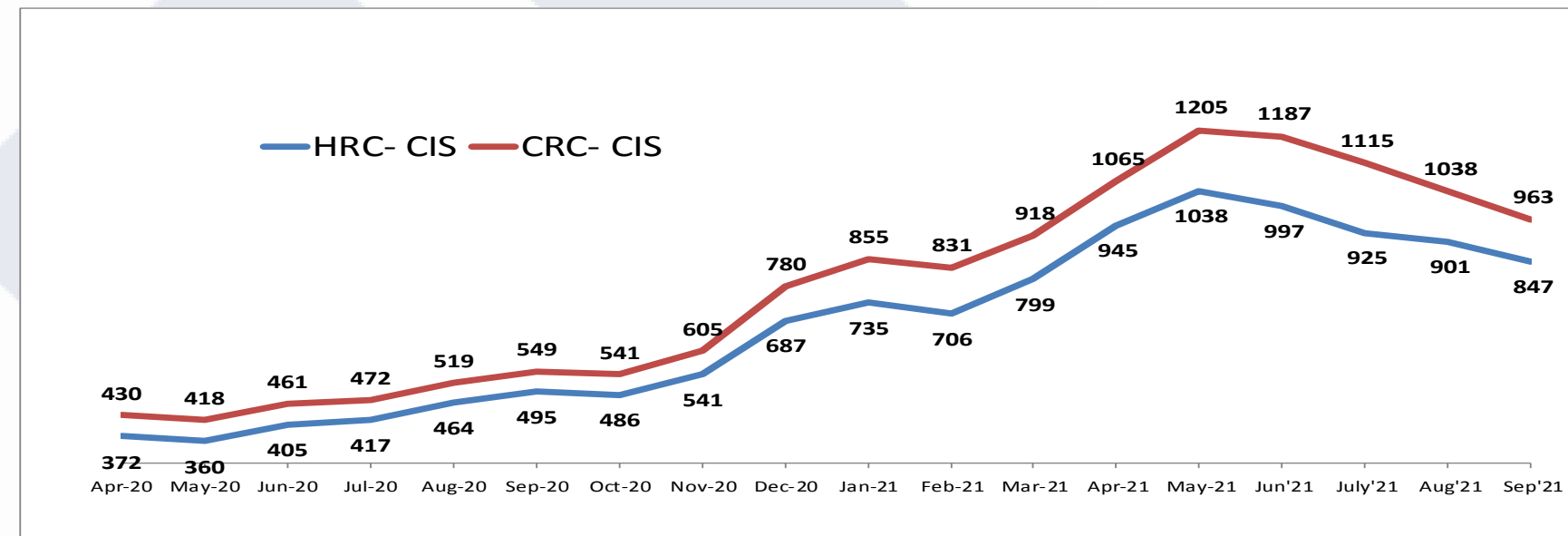
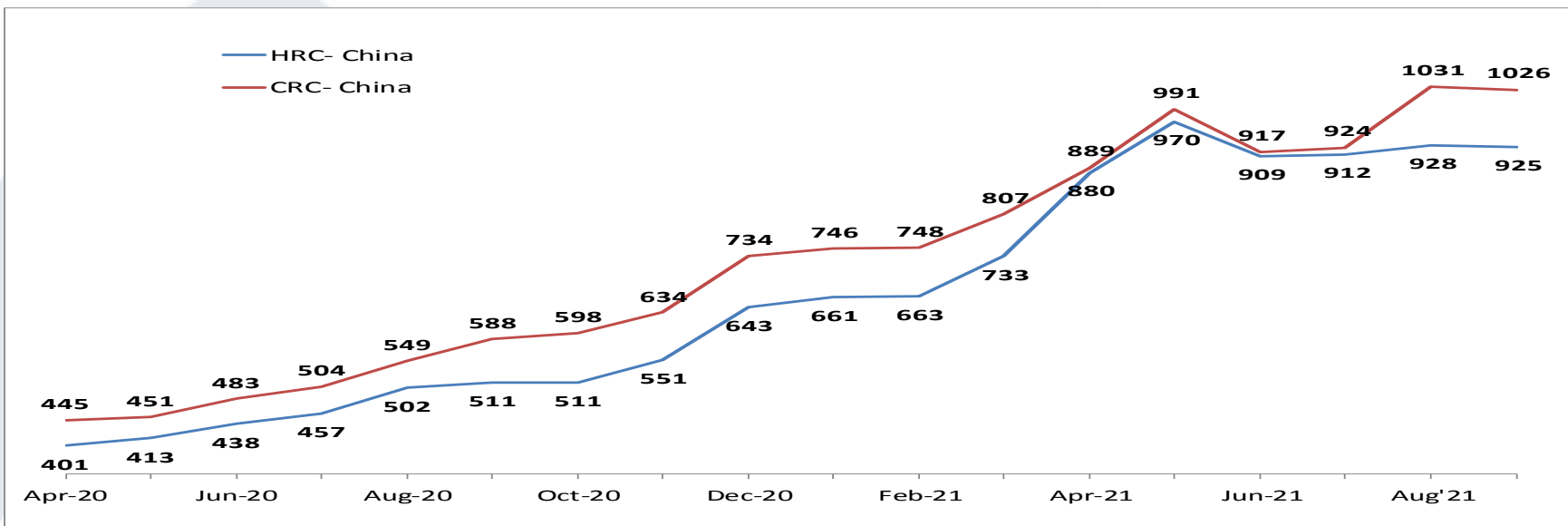
INDICATORS	UNIT	H1 21-22	H1 20-21	% +/- Over CPLY
Growth in Index of Industrial Production ^	%	28.6	-25	53.60
Production - Finished Steel *	MT	53.34	39.26	35.9
Imports - Finished Steel *	MT	2.37	1.99	19.5
Exports - Finished Steel *	MT	7.75	6.54	18.5
Consumption - Finished Steel *	MT	47.96	34.70	38.2
Less Variation in Stock *	MT	-1.15	-1.84	-37.2
Real Consumption of Finished Steel *	MT	49.11	36.54	34.4

^ As per CSO Data for April-August FY'22

*Source JPC Report

INTERNATIONAL PRICE (FOB) TREND

USD/Tonne



STEEL AUTHORITY OF INDIA LIMITED



Performance Highlights



PERFORMANCE HIGHLIGHTS : Q2 FY'22

FINANCIAL PERFORMANCE

- ❖ Net Sales : Rs. 26635 Crore
- ❖ EBITDA : Rs. 7248 Crore
- ❖ PBT : Rs. 5753 Crore
- ❖ PAT : Rs. 4304 Crore

PRODUCTION & SALES PERFORMANCE

- ❖ Hot Metal Production : 4.795 MT
- ❖ Crude Steel Production : 4.468 MT
- ❖ Saleable Steel Production : 4.320 MT
- ❖ Semis component in production : 20.25% of saleable steel
- ❖ Value Added Production : 2.203 MT
- ❖ Production through concast route : 4.437 MT
- ❖ Saleable Steel Sales : 4.280 MT

PERFORMANCE HIGHLIGHTS : H1 FY'22

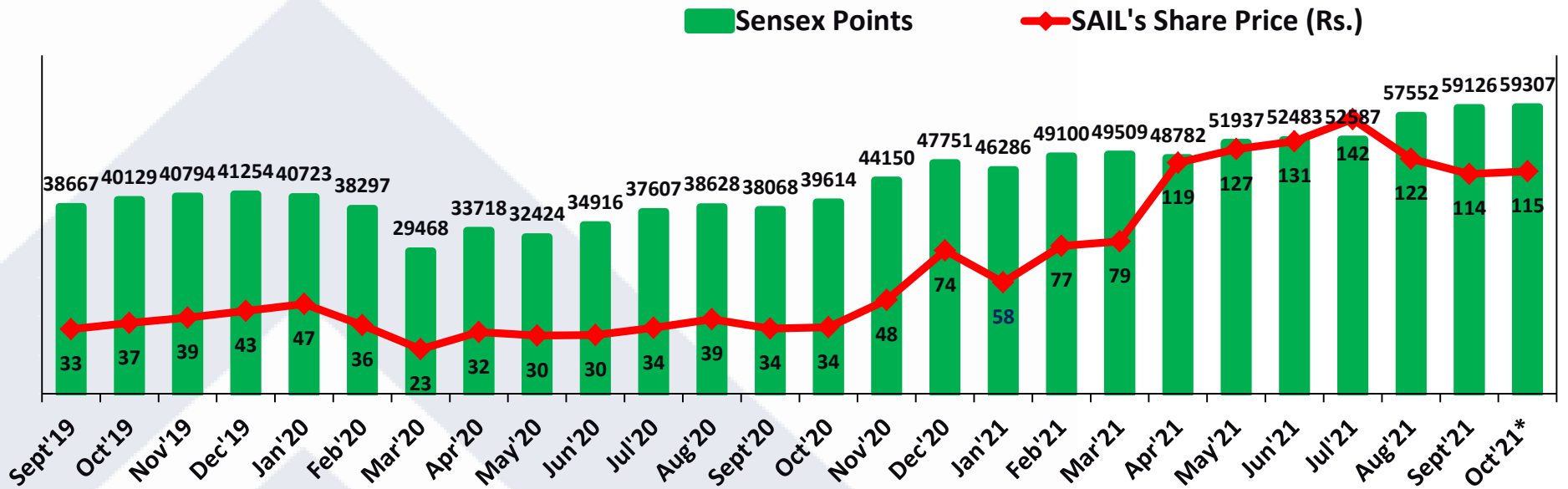
FINANCIAL PERFORMANCE

- ❖ Net Sales : Rs. 47133 Crore
- ❖ EBITDA : Rs. 13921 Crore
- ❖ PBT : Rs. 10898 Crore
- ❖ PAT : Rs. 8154 Crore

PRODUCTION & SALES PERFORMANCE

- ❖ Hot Metal Production : 8.930 MT
- ❖ Crude Steel Production : 8.238 MT
- ❖ Saleable Steel Production : 8.090 MT
- ❖ Semis component in production : 20.58% of saleable steel
- ❖ Value Added Production : 3.905 MT
- ❖ Production through concast route : 8.118 MT
- ❖ Saleable Steel Sales : 7.607 MT

SAIL STOCK PRICE MOVEMENT



Closing Share Price and Sensex as on the last day of the month

* As on Oct 29, 2021

DIVIDEND PAYOUT

SAIL Board of Directors has approved an interim Dividend of 40% for the FY'22.

	Interim (%)	Final (%)	Total (%)	Dividend (Rs. crore)	Dividend Tax (Rs. crore)
FY 21	10	18	28	1156	-
FY 20	-	-	-	-	-
FY 19	-	5	5	206	-
FY 18	-	-	-	-	-
FY 17	-	-	-	-	-
FY16	-	-	-	-	-
FY15	17.5	2.5	20	826	165
FY14	20.2	-	20.2	834	142

STEEL AUTHORITY OF INDIA LIMITED



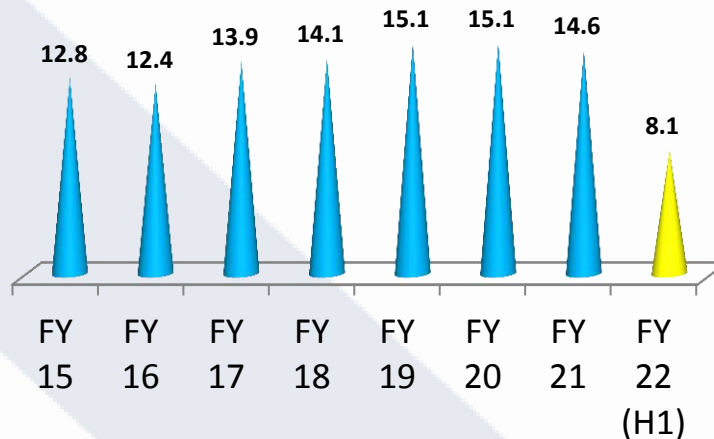
Operational Performance



PRODUCTION PERFORMANCE

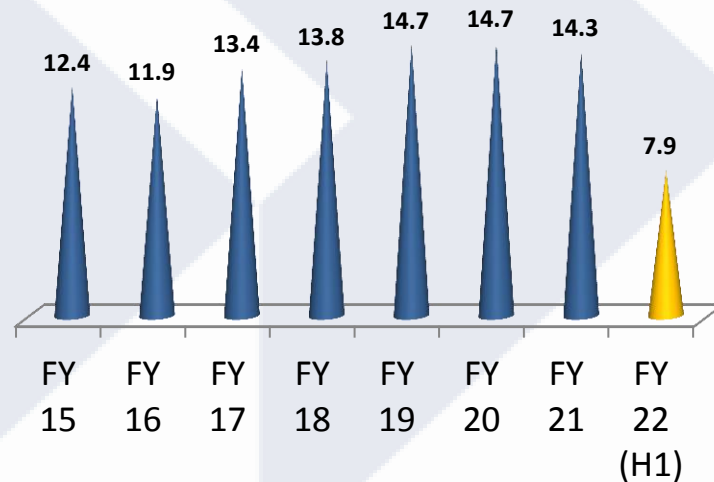
All figures In Million Tonne

SALEABLE STEEL PRODUCTION (incl. SSPs)

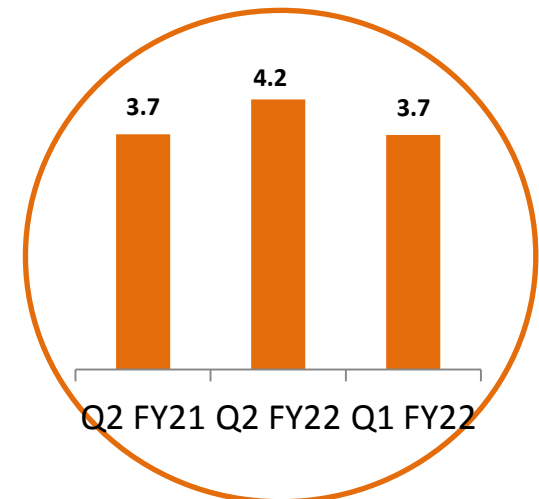


Annual

SALEABLE STEEL PRODUCTION (5 ISPs)



Quarterly

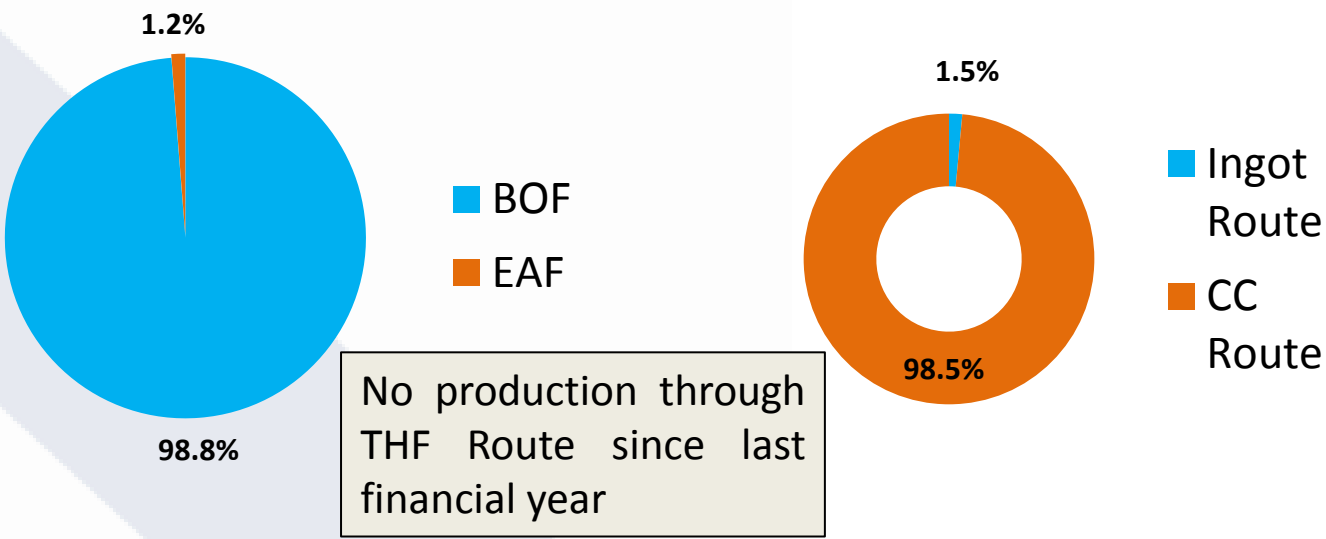


Production had been affected on account of COVID-19 impact during Q1 FY21 as well as Q1 FY22

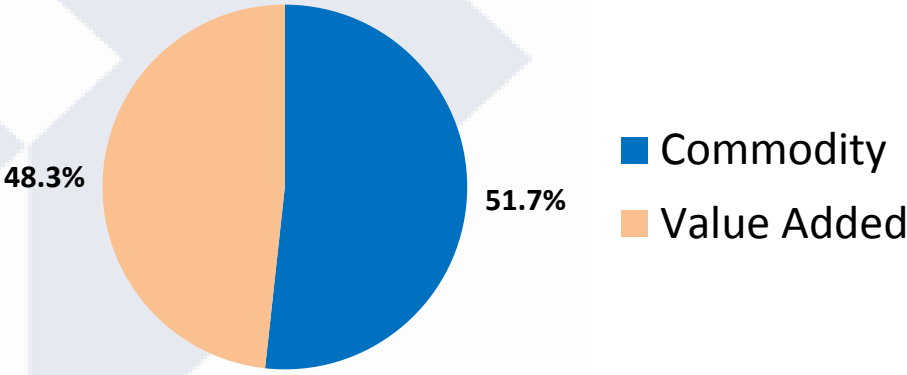
PRODUCTION PERFORMANCE : FY'22



CRUDE STEEL PRODUCTION BY PROCESS

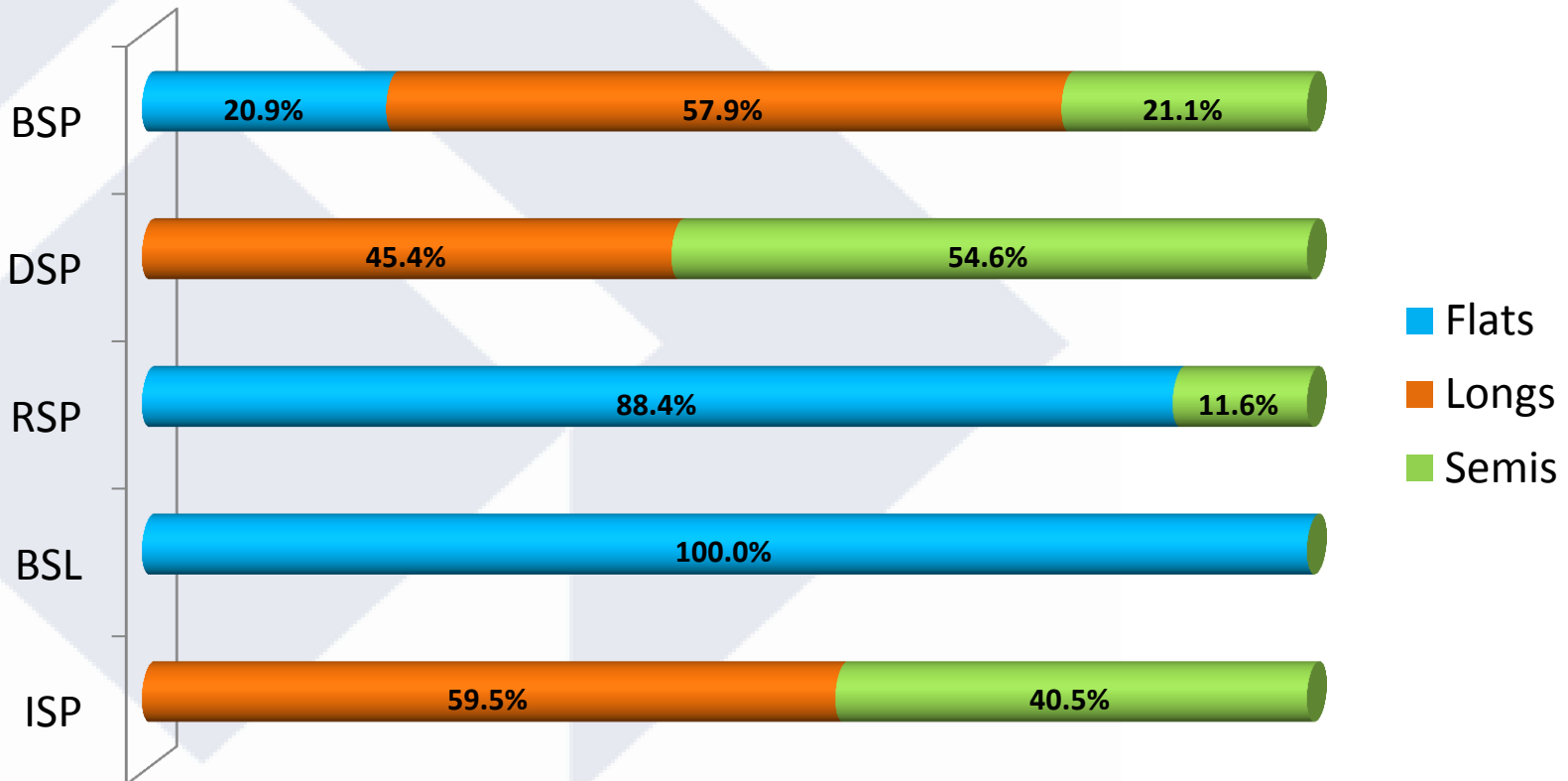
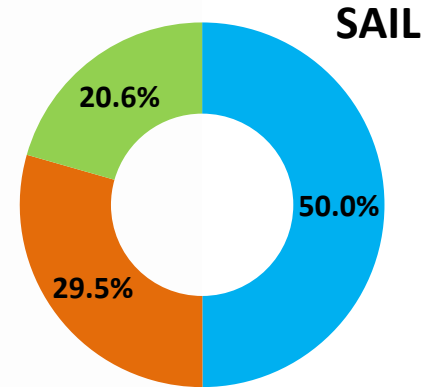


SALEABLE STEEL PRODUCTION BY PROCESS



PRODUCTION PERFORMANCE : FY'22

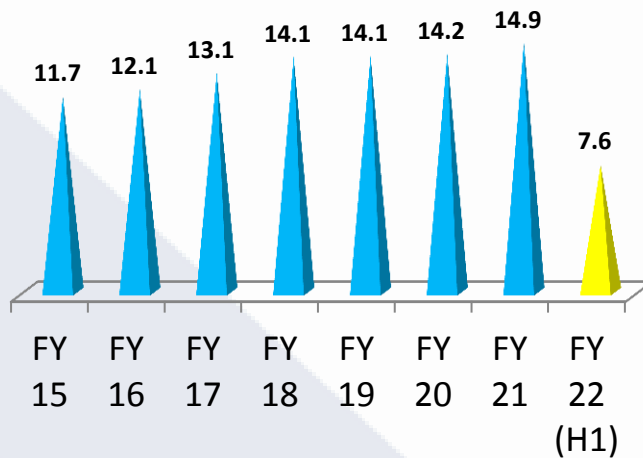
PRODUCT MIX : 5 ISPs



SALES PERFORMANCE

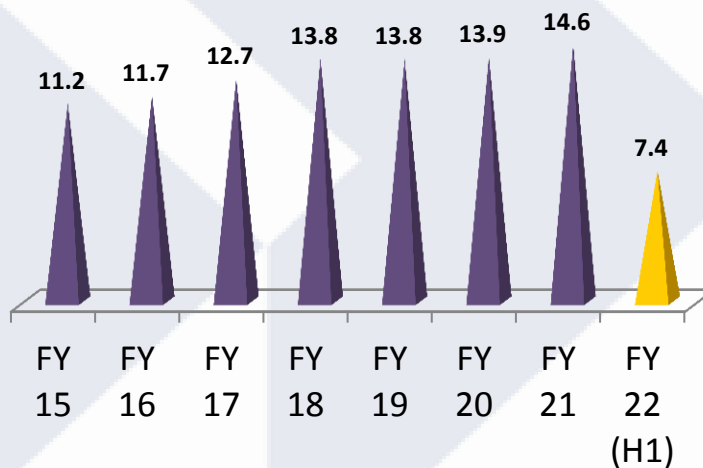
All figures In Million Tonne

TOTAL SALES (incl. SSPs)

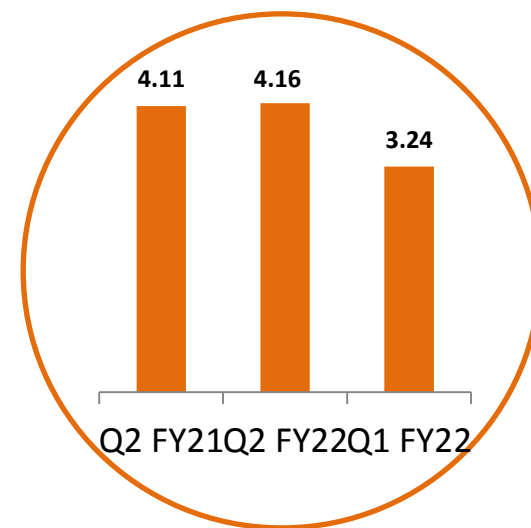
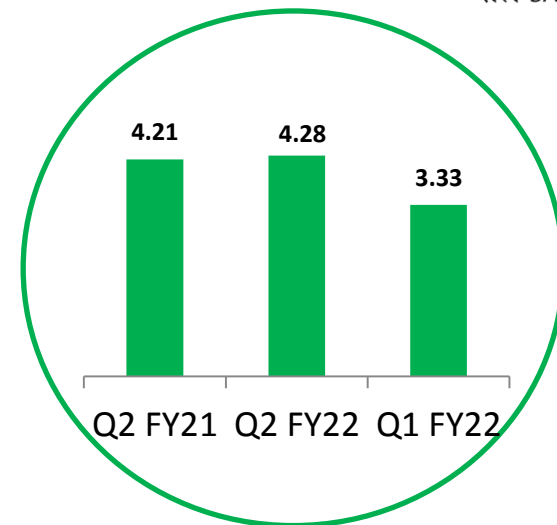


Annual

SALES OF 5 ISPs



Quarterly



STEEL AUTHORITY OF INDIA LIMITED

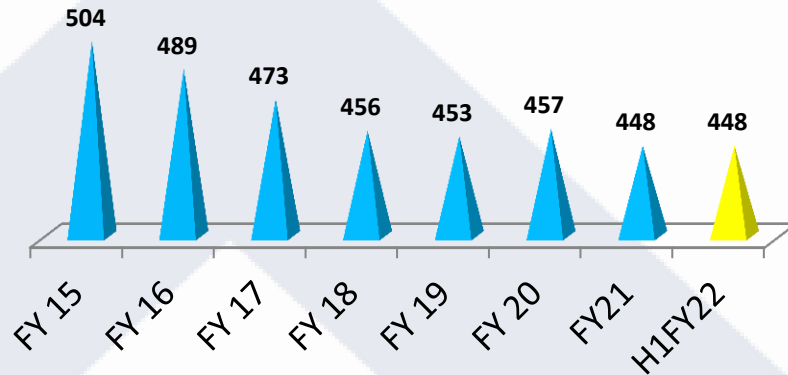


**Efficiency &
Sustenance
Performance**



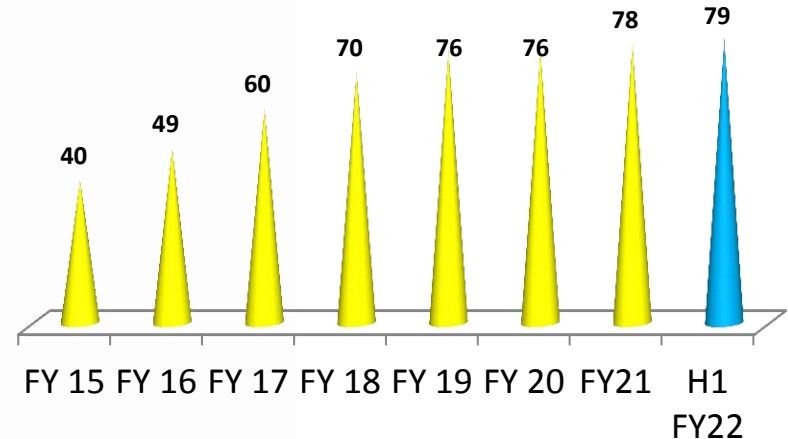
TECHNO-ECONOMIC PARAMETERS

Coke Rate: kg/thm



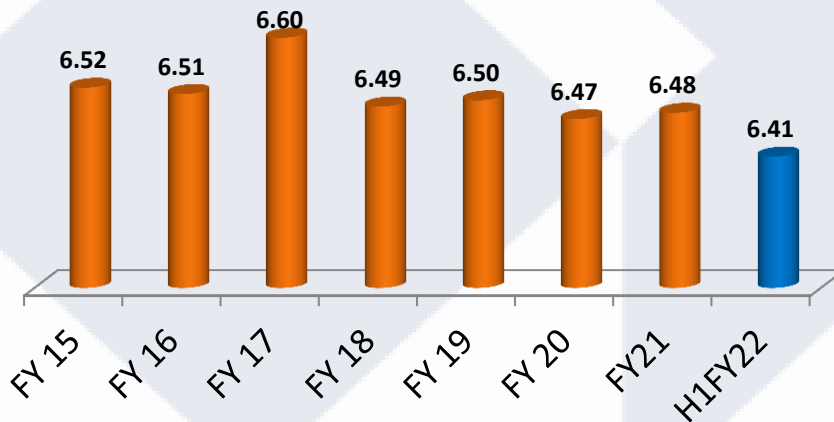
Reduction of 11% over FY15

CDI Rate: kg/thm



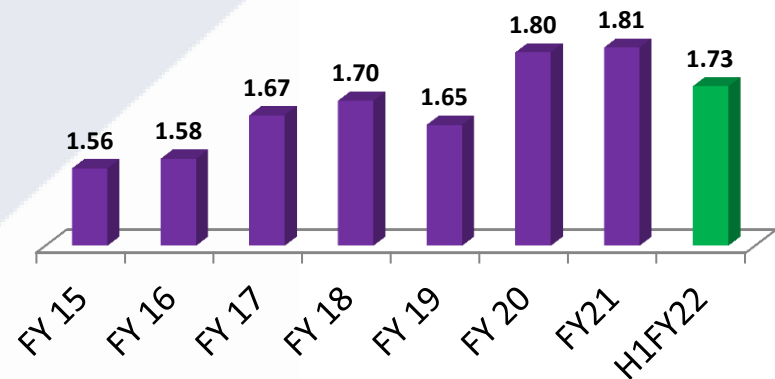
Increase of 98% over FY15

Specific Energy Consumption: GCal/tcs



Reduction of 2% over FY15

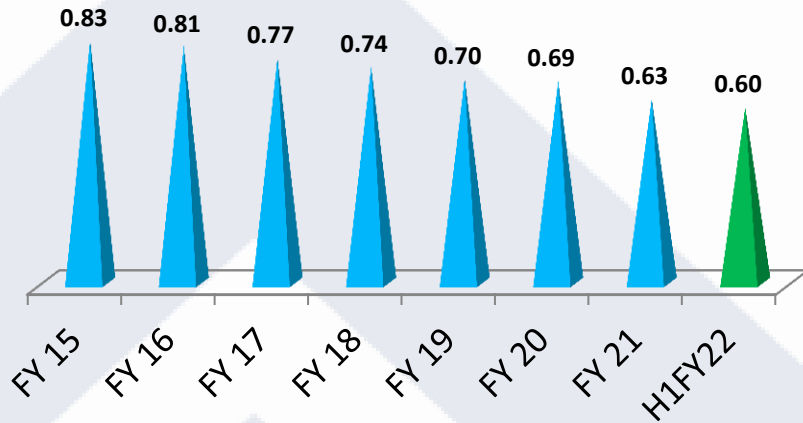
BF Productivity: T/m³/Day



Improvement of 11% over FY15

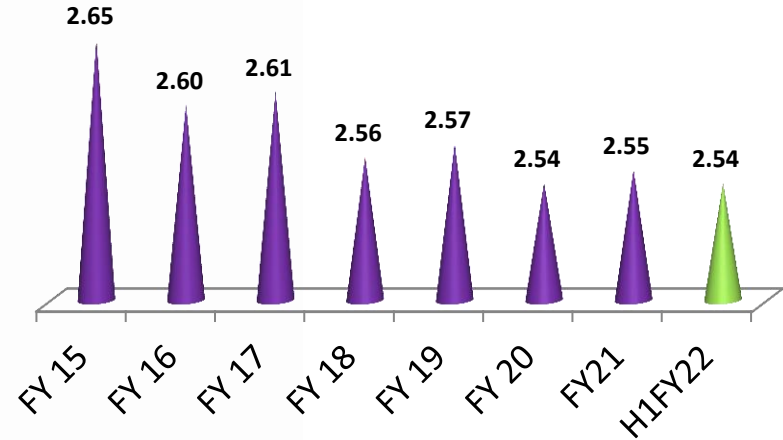
SUSTAINANCE PARAMETERS

PM Emission Load: kg/tcs



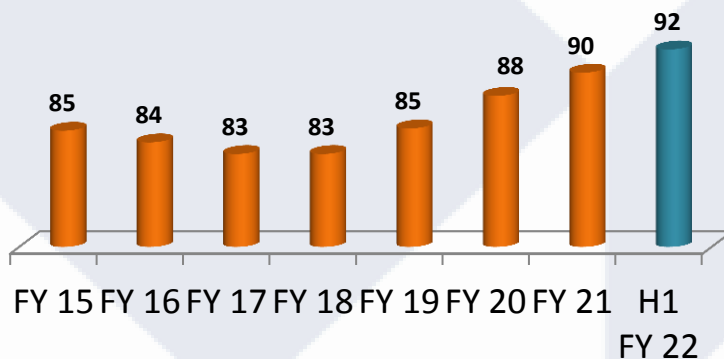
Reduction of 28% over FY15

Specific CO2 Emission: T/tcs



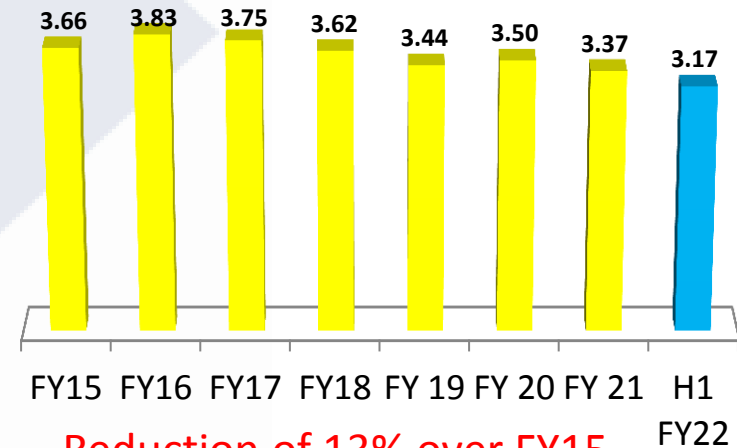
Reduction of 4% over FY15

Solid Waste Utilisation (%)



Increase of 8% over FY15

Specific Water Consumption: m3/tcs

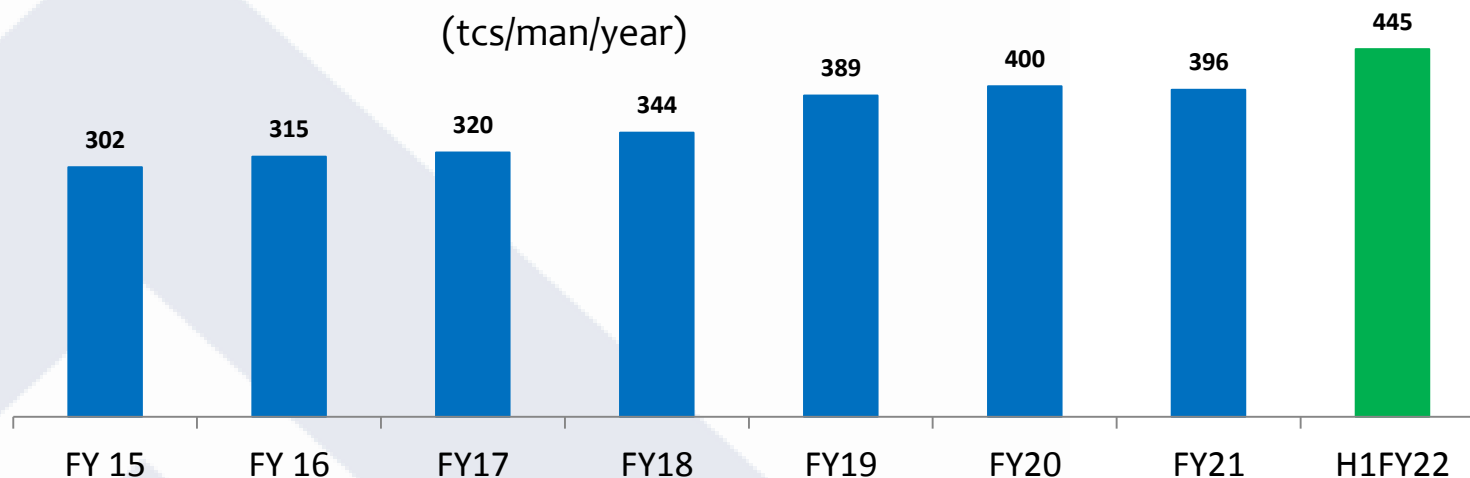


Reduction of 13% over FY15

MANPOWER PERFORMANCE

LABOUR PRODUCTIVITY TREND

(tcs/man/year)



Improvement of 47% over FY15

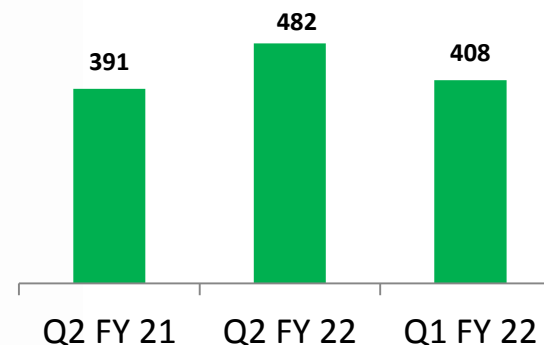
MANPOWER

Total manpower as on 01.10.2021: **63624**

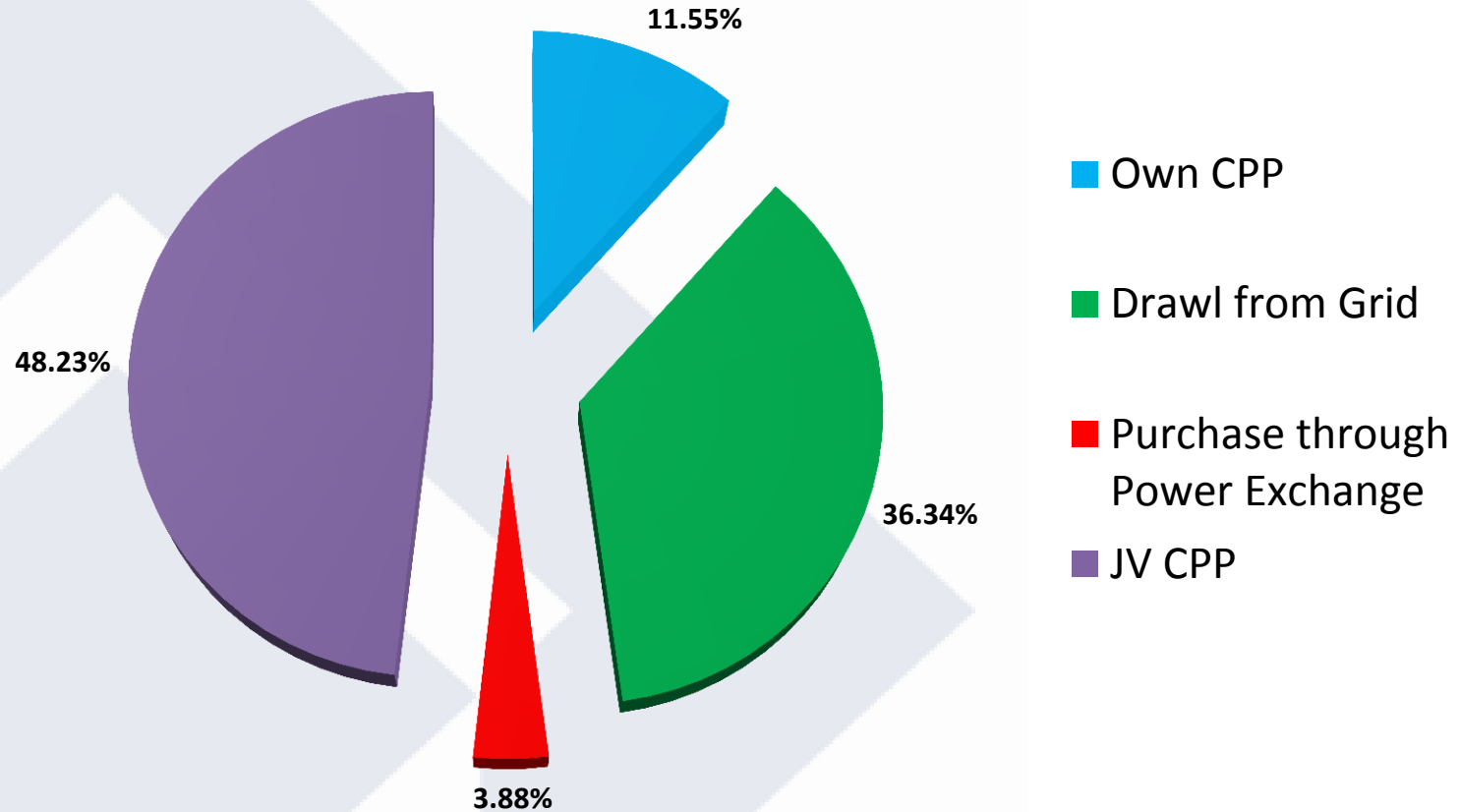
Reduction in H1 FY'22: **1940**

LABOUR PRODUCTIVITY Q2 FY'22 VIS-À-VIS CPLY AND PREVIOUS QUARTER

(tcs/man/year)



POWER CONSUMPTION – FY 22



STEEL AUTHORITY OF INDIA LIMITED



Financial Performance



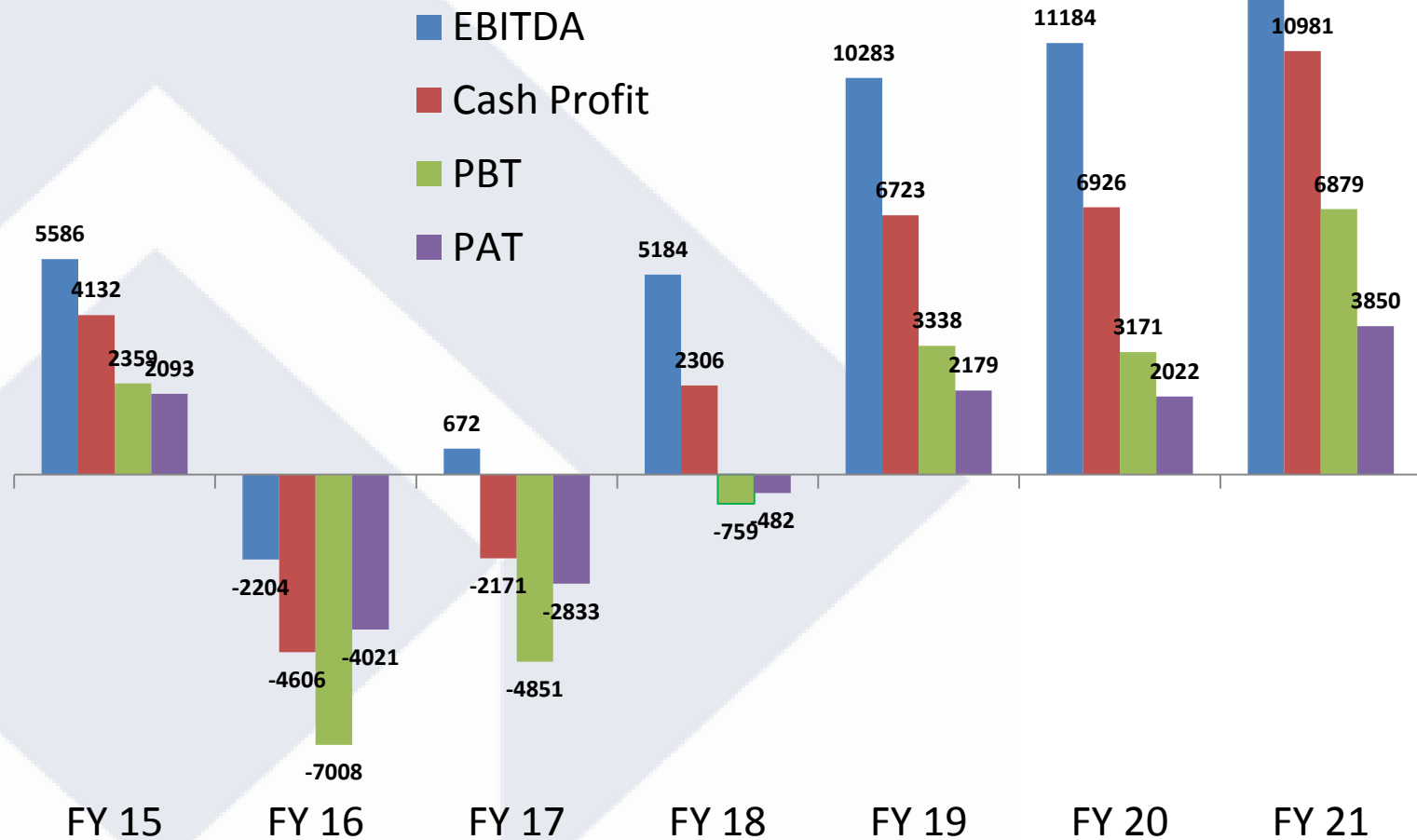
FINANCIAL PERFORMANCE

Rs. Crore (INDAS Compliant figures)	H1 FY 22	H1 FY 21	Q1 FY 22	Q2 FY 22	Q2 FY 21
Sales	47133	25672	20498	26635	16834
EBITDA	13921	1973	6674	7248	2098
Depreciation	2082	1963	1026	1056	990
Finance Cost	942	1607	503	439	720
PBT Before Exceptional Items	10988	-1597	5145	5753	388
Exceptional/Abnormal Items (VRS/Suspended Operations)	-	-222	-	-	-222
PBT After Exceptional Items	10988	-1374	5145	5753	610
Tax	2744	-497	1295	1449	217
Profit After Tax	8154	-877	3850	4304	393

FINANCIAL PERFORMANCE

Annual Profit Trend

All figures in Rs crore

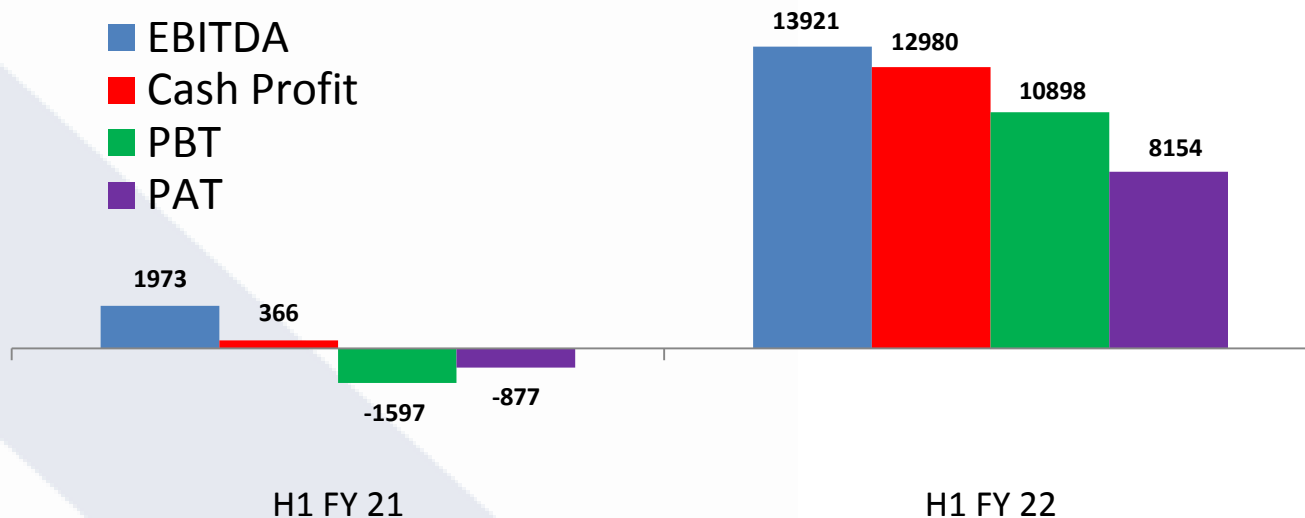


FINANCIAL PERFORMANCE

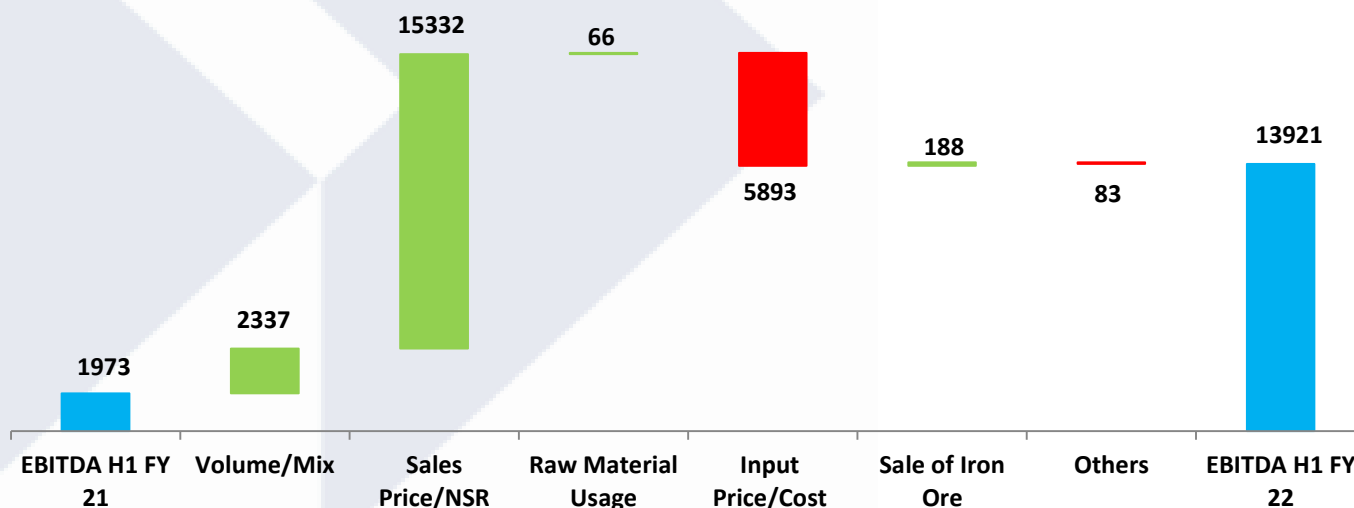
Half Yearly Performance H1 FY 22 vs H1 FY 21

EBITDA
Cash Profit
PBT
PAT

All figures in Rs crore



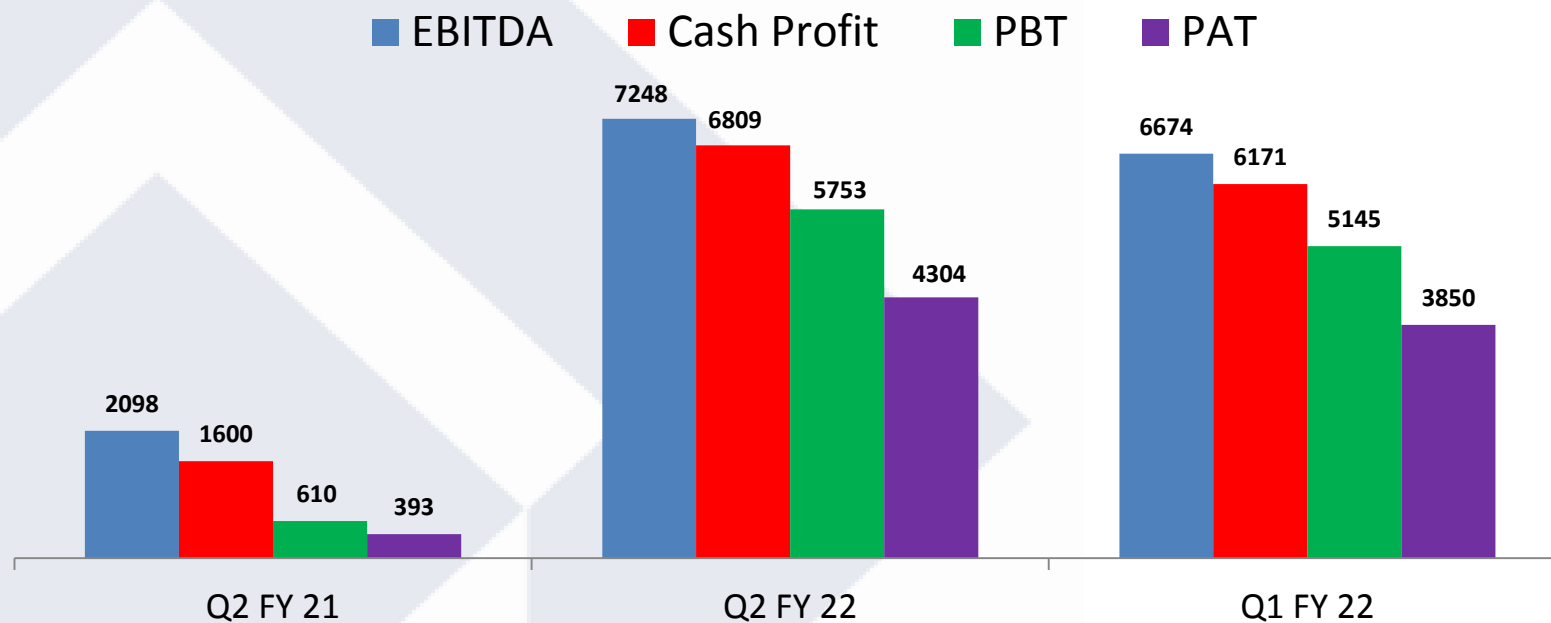
EBITDA Movement H1 FY 22 vs H1 FY 21



FINANCIAL PERFORMANCE

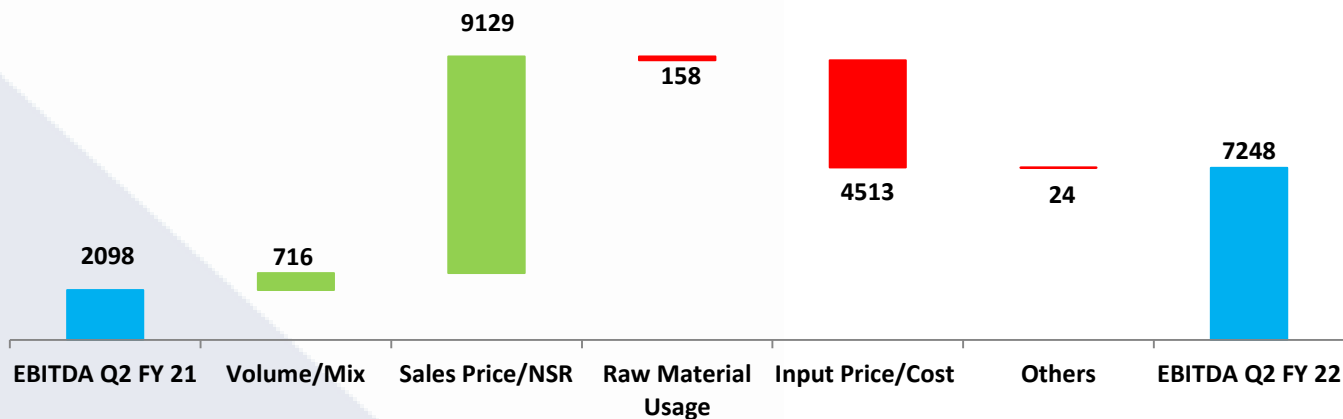
All figures in Rs crore

Quarterly Performance Q2 FY 22 vs Q2 FY 21 and Q1 FY 22



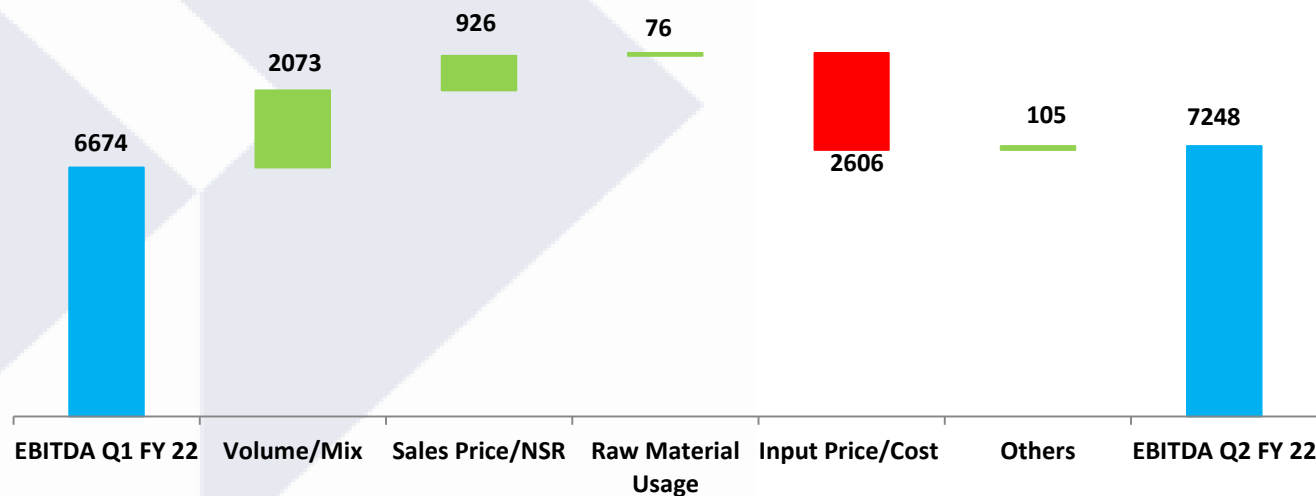
FINANCIAL PERFORMANCE

EBITDA Movement Q2 FY 22 vs Q2 FY 21



All figures in Rs crore

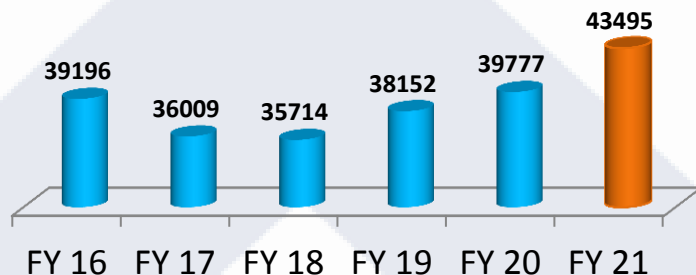
EBITDA Movement Q2 FY 22 vs Q1 FY 22



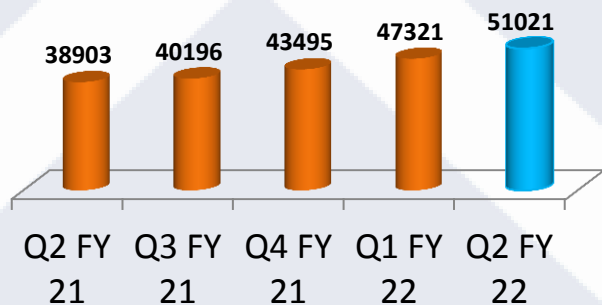
FINANCIAL PERFORMANCE



Annual Net Worth

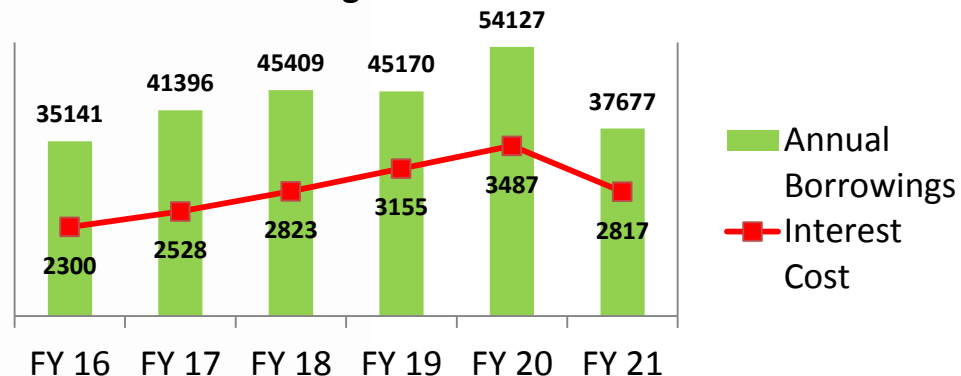


Quarterly Net Worth

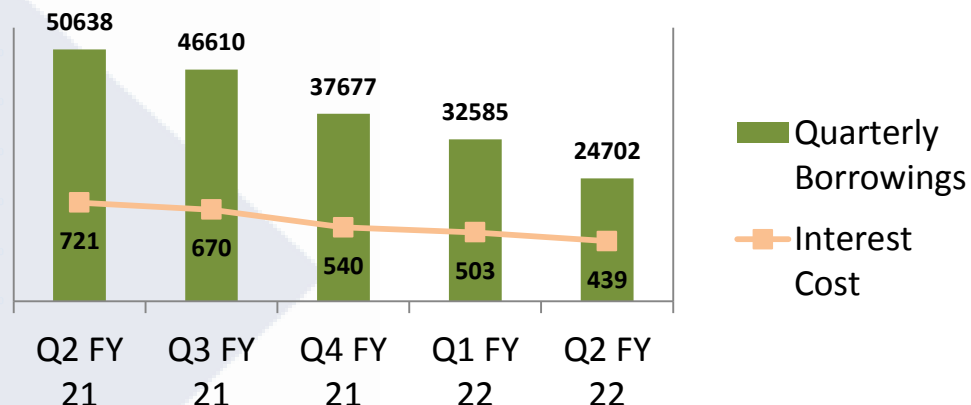


All figures in Rs. crore

Annual Borrowings & Finance cost



Quarterly Borrowings & Finance cost



	31/3/19	31/3/20	31/3/21	30/06/21	30/09/21
Debt-equity	1.18	1.36	0.87	0.69	0.48
Net Debt-EBITDA	4.24	4.59	2.54	1.41*	0.85*

* EBITDA based on trailing twelve months

STEEL AUTHORITY OF INDIA LIMITED



Capacity Building



SAIL's MODERNISATION & EXPANSION PLAN

Million Tonne	Actual Production 2020-21	Capacity After On-going Expansion
Crude Steel	15.215	21.4
Saleable Steel	14.602	20.2

Technological Shift

Technology	Before Expansion	After Expansion
BOF Steel Making	79%	100%
CC Route	71%	94%
Pelletisation Plant	No	Yes
Coke Dry Quenching	Partial	Yes
Top Pressure Recovery Turbine	No	Yes
Auxiliary Fuel Injection in BF	Partial Coverage	Full Coverage
Desulphurization of Hot Metal	Partly	100 %
Beam Blank Casting	No	Yes
Coupled Pickling & Tandem Mill	No	Yes
Beneficiation Plant	Partial	Full



MODERNISATION & EXPANSION PLAN

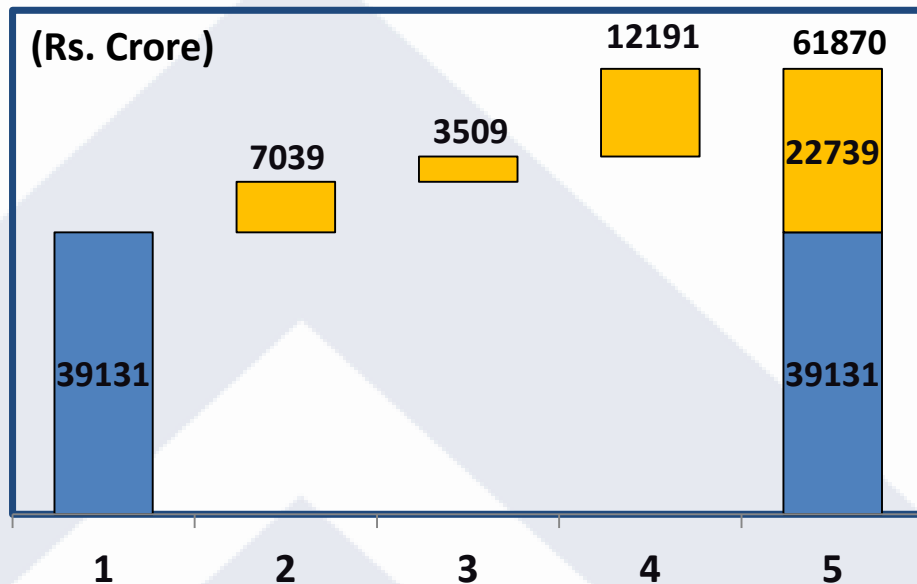
EXPECTED OUTCOME

- Production through twin-hearth furnace (THF) route to be replaced by BOF-LD converter route.
- Production through Ingot – teeming route to be replaced with continuous cast production route.
- Enhancement of Production volume by addition of 2 new 4060 m³ Blast Furnaces and one Blast Furnace of 4160 m³.
- Increased Market Share.
- World class technology and products.
- Improved Product Mix / proportion of value added products to increase.
- Enhanced Pollution Control measures, with Environmental Conservation.

PRODUCTS BEING ADDED:

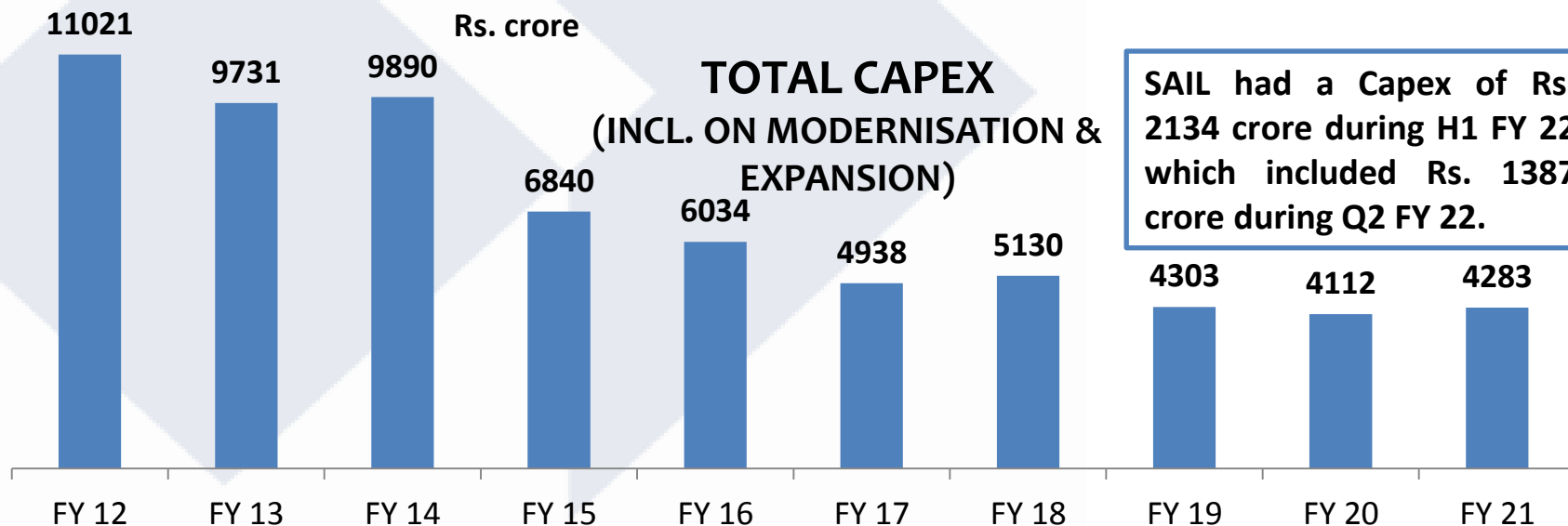
- Auto grade CR Products, Galvanized Coils /Sheets.
- Plates / Pipes to meet up to API 100 Grade specification.
- Universal Beams/Heavy Beams to support increasing Infrastructural requirements.
- Rails for Metro – Railways and Dedicated Freight Corridors.
- Increased production of Rails and Wheels to meet the increasing requirements of Indian Railways.
- Quantum jump in Rounds and Structural production.
- Wider Plates in the size of 4300 mm.

ONGOING PROJECTS (CAPEX)



- 1 Expansion of existing capacity
- 2 Value-addition / Product-mix improvement
- 3 Technological up gradation / Modernization
- 4 Sustenance including de-bottlenecking, AMR & Environment
- 5 Total Estimated Cost

In addition, a Capex Plan of Rs. 10264 crore has been made for augmentation of Raw material facilities.

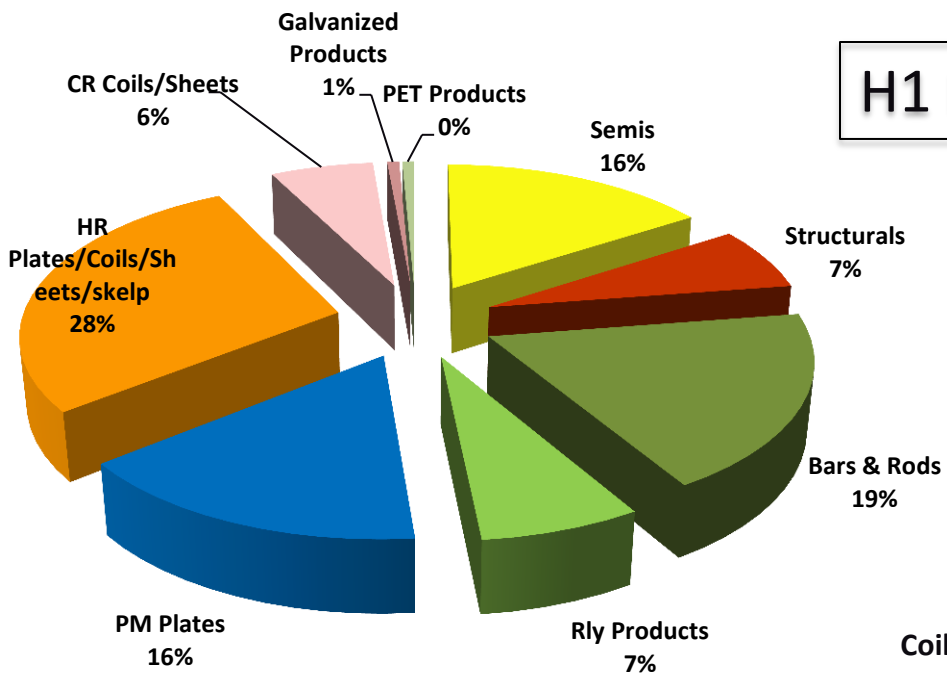


SAIL had a Capex of Rs. 2134 crore during H1 FY 22 which included Rs. 1387 crore during Q2 FY 22.

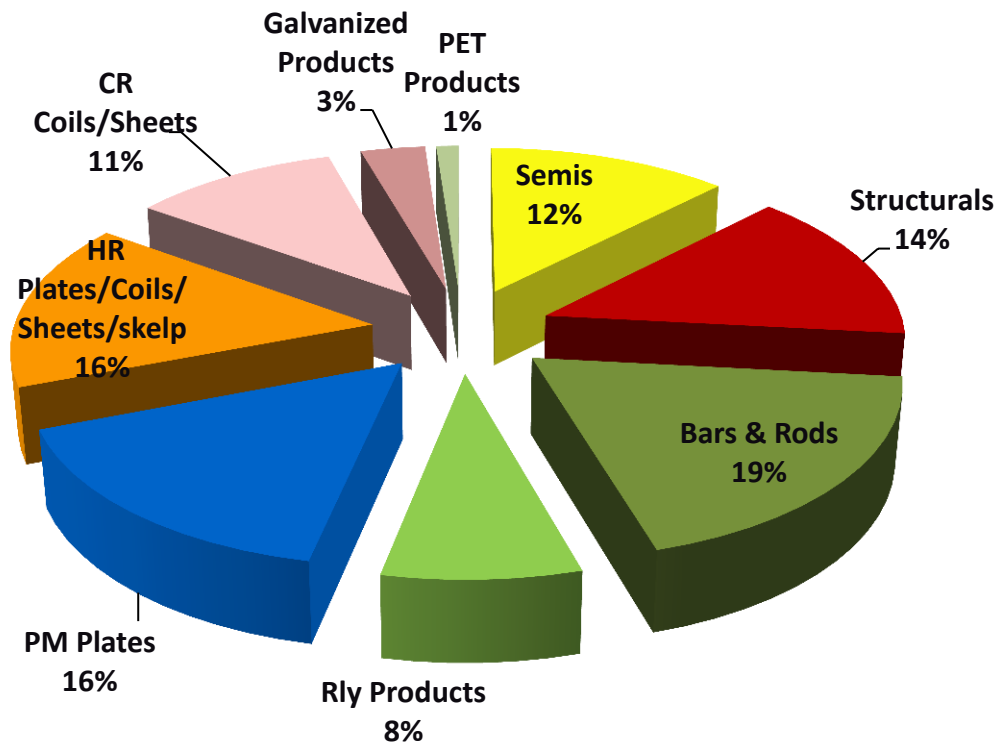
CAPACITY AFTER EXPANSION

Plant	Hot Metal (MTPA)		Crude Steel (MTPA)		Saleable Steel (MTPA)	
	2020-21	After Expansion	2020-21	After Expansion	2020-21	After Expansion
BSP	4.60	7.5	4.24	7.0	3.96	6.6
DSP	2.27	2.5	2.09	2.2	2.03	2.1
RSP	3.83	4.5	3.50	4.2	3.21	4.0
BSL	3.79	5.8	3.38	4.6	3.24	4.2
ISP	2.09	2.9	1.85	2.5	1.82	2.4
VISL	0.00	0.3	0.00	0.2	0.02	0.2
ASP	-	-	0.06	0.5	0.07	0.4
SSP	-	-	0.10	0.2	0.26	0.3
TOTAL	16.58	23.5	15.22	21.4	14.60	20.2

H1 FY 22



Post
Ongoing Expansion



Facilities added:

- Steel melting Shop – Electric Arc Furnace (55 T); AOD Converter (60 T); Ladle Furnace (60 T); Single Strand Slab Caster.
- Roll Grinder for Hot Rolling Mill
- Cold Rolling Mill Complex

Production (MTPA) :

Item	2020-21 (Actual)	After Expansion
Crude Steel	0.10	0.18
Saleable Steel	0.26	0.34

Facilities Completed:

- Raw Material Handling System
- New Coke Oven Battery (0.88 Mtpa, 7 m tall)
- Coke Dry Cooling Plant
- Sinter Machines (3.88 Mtpa gross sinter production, 2x204 m²)
- Blast Furnace 4160 m³ volume (2.7Mtpa)
- 3 nos. of 150 T BOF Converters
- 2x6 Strand Billet Casters (1.67 Mtpa)
- 1x4 Strand Bloom-cum-Beam Blank Caster (0.83 Mtpa)
- Wire Rod Mill (0.55 Mtpa)
- Bar Mill (0.90 Mtpa)
- Universal Section Mill (0.85 Mtpa)

Production (MTPA) :

Item	2020-21 (Actual)	After Expansion
Crude Steel	1.85	2.50
Saleable Steel	1.82	2.39

Current Progress of Expansion at IISCO Steel Plant



**Coke Oven
Battery**



Sinter Plant

Blast Furnace



BOF Converters



Billet Casters



Wire Rod Mill

Facilities Completed:

- Re-building of Coke Oven Battery #1 & #2.
- Up-gradation of Blast Furnace #2 and Stoves Up-gradation of #5
- Auxiliary Fuel Injection (CDI) in Blast Furnaces #2 & #3.
- Turbo-Blower-8.
- New CRM Complex (1.2 Mtpa)
- Up-gradation of HSM with augmentation of Roughing Facility (4.5 MTPA).


Production (MTPA) :

Item	2020-21 (Actual)	After Expansion
Crude Steel	3.38	4.61
Saleable Steel	3.24	4.18


Current Progress of Expansion at Bokaro Steel Plant



**Coke Oven
battery-2**



**Blast
Furnace-2**



PLTCM



Coil Packaging Line



**Skin Pass
Mill**



Bell Annealing Furnace

Facilities Already Completed:

- Ore Handling Plant part-A
- Second Sinter Machine in Sinter Plant-3 (3.7 MTPA)
- New Coke Oven Battery No. 11 (7 m tall, Capacity 0.881 mtpa)
- Oxygen Plant (BOO basis)
- Universal Rail Mill (1.2 MTPA) and Rail Welding Line
- Bar and Rod Mill (0.9 MTPA)
- Blast Furnace 4060 m³ (2.8 Mtpa)
- New Steel Melting Shop (SMS-3) with Converter-1 & 2 and New Billet Casters (2x6) and New Billet-cum-Bloom Caster (1X6).
- Convertor - 3, LF -3, Argon Rinsing Station-3 in SMS -3.

Production (MTPA) :

Item	2020-21 (Actual)	After Expansion
Crude Steel	4.24	7.0
Saleable Steel	3.96	6.56

Current Progress of Expansion at Bhilai Steel Plant



Sinter Machine



Coke Oven Battery - 11



Blast Furnace - 8



Continuous Caster - 1



Bar & Rod Mill



Universal Rail Mill

Facilities Completed:

- New Coke Oven Battery -6 (7 m tall, 1 x 67 ovens)
- New Sinter Plant -3 (1 x 360m²)
- New Blast Furnace -5, useful volume - 4060 m³
- New 3rd Single Strand Slab Caster (1.5 MTPA)
- New Oxygen Plant 2x700 tpd on BOO basis
- New 3rd BOF (150 T) Convertor
- New 4.3 meter Wide Plate Mill

Production (MTPA) :

Item	2020-21 (Actual)	After Expansion
Crude Steel	3.50	4.20
Saleable Steel	3.21	3.99

Current Progress of Expansion at Rourkela Steel Plant



Coke Oven
Battery - 6



Sinter Plant - 3



Blast Furnace -
5 Tapping



3rd BOF Converter



3rd Slab Caster

Facilities Completed:

- Rebuilding of Coke Oven Battery no-2
- New Ladle Furnace (125T)
- Coke Sorting & Coal Handling Plant
- New Dolomite Plant (300tpd)
- Bloom-cum-Round Caster 1X4 (0.75 Mtpa)
- New Medium Structural Mill (1.0 Mtpa)

Production (MTPA) :

Item	2020-21 (Actual)	After Expansion
Crude Steel	2.09	2.20
Saleable Steel	2.03	2.12

Current Progress of Expansion at Durgapur Steel Plant



Coke Oven Battery-2



Ladle Furnace-3

Bloom cum Round Caster



Medium Structural Mill

RAW MATERIALS

Year	Hot Metal (mtpa)	Iron Ore Consumption (mtpa)	Linkages of Iron Ore
2020-21	16.582	27.355	Existing Mines
Post Expansion	23.46	39	<p>The capacity of existing mines at Kiriburu, Meghahatuburu, Bolani & Gua are being ramped up to meet the requirement of Iron Ore for post ongoing phase of expansion</p> <p>New Pellet Plants - 4 MTPA capacity at Gua, 1 MTPA at Dalli and 2 MTPA at RSP has been planned for utilization of accumulated Iron Ore Fines & Generated Fines</p> <p>In addition to the above, new mechanised Iron Ore Mines are being developed at Rowghat and Taldih</p>

RAW MATERIALS – Iron Ore

Mine	Existing Capacity* (mtpa)	Capacity* after ongoing expansion (mtpa)	Remarks
Kiriburu	5.50	5.50	<ul style="list-style-type: none"> Expansion at Kiriburu has already been completed whereas Meghathaburu is being ramped up to meet the requirement of the ongoing expansion plan. At Bolani, processing plant has been upgraded to 7.0 mtpa and is under stabilization. At Gua, FC/EC are now in place. Capacity augmentation may take about 40 months from award of contract.
Meghathaburu	5.00	6.50	
Bolani	7.00	10.00	
Gua	4.00	10.00	
Rajhara, Dalli	8.70	7.00**	
Barsua, Kalta, Taldih	7.00	ROM-16.00	Expansion through MDO route for Taldih mines for 7 MTPA under progress. Process for grant of EC for 16 MTPA RoM (Barsua-4 + Taldih-8- + Kalta-4) is under progress.
Rowghat	-	12.00	<ul style="list-style-type: none"> MDO has been engaged w.e.f. 25.09.2017 for development of 14 MTPA mine. Interim mining to the tune of 3 lakh Tonne Per annum started on 05.02.2021
Chiria	0.75	ROM-7/15	Capacity to be expanded contractually to 1.5 MTPA after availability of FC for Sukri. Further expansion will be taken up after availability of lease extension/Forest Clearance

* Finished Product capacity unless specified

■ The entire requirement of the increased capacity is planned to be met through captive mines

RAW MATERIALS – Coal

Year	Hot Metal (mtpa)	Coking Coal Requirement (mtpa)	Linkages of Coking Coal
2019-20	17.438	15.854	<ul style="list-style-type: none">• Import Component – 90%• Indigenous: 10%• Domestic coal is largely sourced from Coal India Ltd.
Post Expansion	23.46	19.5	<ul style="list-style-type: none">• Long term / Quarterly contracts cover 95% of Import requirements• Tasra captive coal mine being developed to produce 4 mtpa of ROM (1.8 mtpa washed coal)• New linkages / acquisitions are being explored.• Request has been made to Ministry of Coal for allocation of new potential coking coal blocks in line with recommendations of NITI Aayog.








STEEL AUTHORITY OF INDIA LIMITED









Strategic Partnerships





MAJOR JOINT VENTURES

FOCUS AREA	ALLIANCE PARTNER	REMARKS
STEEL	 	<ul style="list-style-type: none"> A Special Purpose Vehicle, namely, 'Chhattisgarh Mega Steel Limited' has been formed for setting-up an Ultra Mega Steel Plant (UMSP) in Bastar area of Chhattisgarh.
DOWNSTREAM STEEL PROCESSING UNITS	  	<ul style="list-style-type: none"> SAIL Bansal Service Center Limited – A JV with Bansal Metal Works Ltd. for a Flat Product service centre at Bokaro. SAIL SCL Kerala Limited – A JV with Govt. of Kerala for producing TMT Bars at Kozhikode. Prime Gold – SAIL JVC Limited – A JV with M/s Prime Gold for producing TMT Bars at Gwalior. VSL SAIL JVC Limited – A JV with M/s Velagapudi Steel Ltd. for producing TMT Bars at Ujjain.
ENERGY	 	<ul style="list-style-type: none"> JV with NTPC for operating and managing CPPs of Bhilai, Durgapur and Rourkela. JV with DVC for operating & managing CPP of Bokaro.

MAJOR JOINT VENTURES

FOCUS AREA	ALLIANCE PARTNER	REMARKS
TECHNOLOGY		<ul style="list-style-type: none"> SAIL Kobe Iron India Pvt. Ltd. – A Joint Venture Company has been formulated for setting up a 0.5 mtpa capacity Plant for producing iron nuggets based on ITmk3 technology.
RAW MATERIALS	     	<ul style="list-style-type: none"> International Coal Ventures Pvt. Ltd., a SPV of 5 leading PSUs incorporated (SAIL, RINL, CIL, NTPC & NMDC) for acquisition / operation of coal assets in overseas territories. M/s S&T Mining Company Pvt. Ltd. formed with Tata Steel for developing coking coal mines in India. M/s SAIL & MOIL Ferro Alloys (Pvt.) Ltd. formed with MOIL for production of Ferro-alloys at Bhilai.
CEMENT		<ul style="list-style-type: none"> Bhilai Jaypee Cement Ltd. -Slag based cement plant of 2.2 million tonne per annum capacity with grinding unit at Bhilai & clinkering unit at Satna.

MAJOR JOINT VENTURES

FOCUS AREA	ALLIANCE PARTNER	OBJECTIVE
WAGON MANUFACTURE	 THE INFRASTRUCTURE PEOPLE	<ul style="list-style-type: none">▪ SAIL RITES Bengal Wagon Industry Pvt. Ltd. – A Joint Venture Company has been formed with M/s RITES for setting up Wagon Manufacturing Factory at Kulti, West Bengal.
E-PORTAL		<ul style="list-style-type: none">▪ JV with Tata Steel to promote e-commerce activities in steel and related areas

Abbreviations used

• BF	Blast Furnace
• SMS	Steel Melting Shop
• BOF	Basic Oxygen Furnace
• THF	Twin Hearth Furnace
• EAF	Electric Arc Furnace
• BSP	Bhilai Steel Plant
• DSP	Durgapur Steel Plant
• RSP	Rourkela Steel Plant
• BSL	Bokaro Steel Limited
• SSP	Salem Steel Plant
• VISL	Visvesvaraya Iron & Steel Plant
• ASP	Alloy Steels Plant
• CPL	Corresponding Period Last Year
• G.Cal/tcs	Giga Calories per tonne of Crude Steel
• ISP	Integrated Steel Plant
• HDGL	Hot Dip Galvanizing Line
• CR	Cold Rolled
• HR	Hot Rolled

• FOB	Freight On Board
• JPC	Joint Plant Committee
• Kg/thm	Kilo Gram Per Tonne of Hot Metal
• Tpd	Tonnes Per Day
• MT	Million Tonne
• Mtpa	Million Tonne Per Annum
• EBITDA	Earnings Before Interest, Taxes, Depreciation & Amortization.
• PAT	Profit After Tax
• PBT	Profit Before Tax
• RINL	Rashtriya Ispat Nigam Limited
• CS	Crude Steel
• CDI	Coal Dust Injection
• CC	Continuous Casting
• BOO	Build-Own-Operate
• GoI	Government of India
• MOEF	Ministry of Environment & Forests

Disclaimer

Statements / Data which do not relate to SAIL and are used / made in this presentation are from sources which are considered reliable and Company cannot be held for its authenticity.

Further, statements describing the Company's projections, estimates, expectations are “forward looking statements” within the meaning of applicable securities laws and regulations. Actual results may differ materially from those expressed depending on the circumstances / situations.

Major factors that could affect the Company's operations include, among others, economic conditions affecting demand / supply and prices in the domestic and global markets in which the Company operates, changes in Government regulations, tax laws and other statutes, etc.