



CA-17(44)/2025-26

29th May, 2025

The General Manager (MO) Bombay Stock Exchange Through BSE Listing Centre	The Asstt. Vice President National Stock Exchange of India Ltd. Through NEAPS
---	---

Sub: Extract of Newspaper Publication of Audited Financial Results for the Quarter and Year ended 31st March, 2025

Ref: Regulation 33 of SEBI(Listing Obligations and Disclosure Requirements) Regulations, 2015: (Security ID:SAIL):

Dear Sir,


Please find attached copy of extract of newspaper publication of Audited Standalone and Consolidated Financial Results of Steel Authority of India Limited, for the Quarter and Year ended 31st March, 2025, published in English Newspaper (Financial Express) and Hindi Newspaper (Jansatta) on 29th May, 2025. This is for your information and record.

Thanking you,

Yours faithfully,
For Steel Authority of India Limited

(M B Balakrishnan)
ED (F&A) & Company Secretary

Encl. As above.

SAMTEX FASHIONS LIMITED										
Regd. Office & Works: Khasra No 62, D 1/3 Industrial Area, Rajarampur, Sikandrabad, Bulandshahr UP 203205 IN CIN: L17112UP1993PLC022479 Email: samtex.compliance@gmail.com, Website: samtexfashions.com, Ph. No.: 011-49025972										
EXTRACT OF AUDITED FINANCIAL RESULTS FOR THE QUARTER AND YEAR ENDED 31ST MARCH, 2025										
Sl No	Particulars	Standalone		Standalone		Consolidated		Consolidated		
		Quarter Ended		Year ended		Quarter Ended		Year ended		
		31.03.2025 Audited	31.12.2024 Unaudited	31.03.2024 Audited	31.03.2024 Audited	31.03.2025 Audited	31.12.2024 Unaudited	31.03.2024 Audited	31.03.2025 Audited	31.03.2024 Audited
1	Total Income from operations	0.07	0.06	0.58	0.22	0.76	1.40	2.05	3.13	4.01
2	Net profit/loss for the period before tax (before Exceptional and/or Extraordinary items)	-7	-8.34	-9.64	-29.57	-31.99	-3.18	-10.50	-118.88	-39.56
3	Net profit/loss for the period before tax (after Exceptional and/or Extraordinary items)	-7	-8.34	-9.64	-29.57	-31.99	-3.18	-10.5	-118.88	-39.06
4	Net profit/loss for the period after tax (after Exceptional and/or Extraordinary items)	-7	-8.34	-9.64	-29.57	-31.99	-3.18	-10.5	-118.88	-39.06
5	Total Comprehensive income for the period (Composing Profit/Loss for the period after tax and other Comprehensive Income after tax)	-6.98	-8.21	-9.59	-29.23	-31.94	-3.01	-3.09	-118.04	-27.58
6	Equity Share Capital	1490.00	1,490.00	1,490.00	1,490.00	1,490.00	1490.00	1490.00	1490.00	1490.00
7	Reserves (excluding Revaluation Reserve as shown in the Balance Sheet of previous year)	-	-	-	-1490.56	-1461.34	-	-	-	-
8	Earnings Per Share (before extraordinary items) Basic (Face Value Rs.2 Per share)	-0.01	-0.01	-0.01	-0.04	-0.04	-	-0.16	-0.04	-0.63
9	Earnings Per Share (before extraordinary items) Diluted (Face Value Rs.2 Per share)	-0.01	-0.01	-0.01	-0.04	-0.04	-	-0.16	-0.04	-0.63
Note: 1. In terms of Regulation 33 of the SEBI (Listing Obligations and Disclosure Requirements) Regulations, 2015, the above results have been subject to limited review by the auditors of the company and have been re-viewed by the Audit Committee and approved by the Board of Directors in their respective meeting held on May 28th 2025. 2. These results have been prepared in accordance with the Indian Accounting Standards (Ind AS) prescribed under Section 133 of the Companies Act, 2013 and other recognised accounting practices and policies to the extent applicable. 3. The figures of the last periods have been regrouped, wherever necessary, to conform to the current quarter's classifications. 4. The above is an extract of the detailed format of Quarterly/ Yearly Financial results filed with the stock exchange under Regulation 33 of SEBI (Listing Obligations and Disclosure Requirements) Regulation, 2015. The full format of the Consolidated and Standalone year ended Financial Results are available on the stock exchange website at www.bseindia.com and also on the Company's website at www.samtexfashions.com and these can also be accessed through the QR code given below.										
										
For Samtex Fashions Limited Sd/- Atul Mittal Chairman & Managing Director DIN 00223366										
Place : Delhi Date : 28.05.2025										



EXTRACT OF THE STATEMENT OF AUDITED FINANCIAL RESULTS FOR THE 4TH QUARTER AND YEAR ENDED 31ST MARCH, 2025

(Rs. in Lacs except Shares & EPS)						
Sr. No.	Particulars	3 Months ended 31st March, 2025	Preceding 3 Months ended 31st December, 2024	Corresponding 3 Months ended in the previous year 31st March, 2024	Year ended 31st March, 2025	Year ended 31st March, 2024
		Audited	Unaudited	Audited	Audited	Audited
1	Total Income from operations	18,765.93	16,009.79	16,963.80	67,548.05	63,685.93
2	Net Profit/(Loss) for the period (before Tax, Exceptional and/or Extraordinary Items)	889.38	361.19	1,144.12	2,356.75	2,019.16
3	Net Profit/(Loss) for the period before Tax (after Exceptional and/or Extraordinary Items)	859.94	376.95	672.44	2,087.38	1,529.38
4	Net Profit/(Loss) for the period after Tax (after Exceptional and/or Extraordinary Items)	560.69	237.10	498.30	1,356.12	1,115.76
5	Total Comprehensive Income for the period {Comprising Profit/(Loss) for the period (after Tax) and other comprehensive income (after Tax)}	553.39	237.10	498.30	1,348.82	1,089.87
6	Paid up Equity Share Capital (face value of ₹10/- each)	1,704.00	1,704.00	1,704.00	1,704.00	1,704.00
7	Reserves (excluding Revaluation Reserve) as shown in the Audited Balance Sheet of the previous year	-	-	-	20,551.61	19,202.79
8	Earnings Per Equity Share (of ₹10/- Each) (Not Annualised) (for Continuing and Discontinued operations) (Basic & Diluted)					
	Basic :	3.25	1.39	2.92	7.92	6.40
	Diluted :	3.25	1.39	2.92	7.92	6.40

Note:- (a) The above is an extract of the detailed format of Audited Financial Results of the Company for the 4th Quarter and Year ended 31st March, 2025, as filed with the Stock Exchanges under Regulation 33 of the SEBI (Listing Obligation and Disclosure Requirements) Regulations, 2015. The full format of the above Quarterly and Yearly Financial Results are available on the Stock Exchange websites (www.nseindia.com and www.bseindia.com) and on the website of the Company (www.libertyshoes.com)


LIBERTY
Place: New Delhi
Date: Wednesday, 28th May, 2025

www.libertyshoesonline.com
www.libertyshoes.com

For and on behalf of
Board of Directors
For Liberty Shoes Ltd.

Shammi Bansal
Executive Director/Whole Time Director
DIN:00138792

Registered Office: Libertypuram, 13th Milestone, G.T. Karnal Road, Kutail, P.O. Bastara, Dist. Karnal - 132114, Haryana
Corporate Office: 19th Floor Magnum Global Park Tower - 2 Golf Course Extension Road Gurugram-122011, Haryana
E-mail: investorcare@libertyshoes.com, **CIN:** L19201HR1986PLC033185


MFL INDIA LIMITED					
Regd. Off.: 94/4, UG-F, UG-9 Village Patparganj, Delhi-110091 E-mail id: mfdelhi81@gmail.com, Website: www.mflindia.co.in CIN: L63040DL1981PLC012730, Ph: 011-32076767					
EXTRACT OF AUDITED FINANCIAL RESULTS FOR THE QUARTER AND FINANCIAL YEAR ENDED MARCH 31ST, 2025					
Particulars	(In Lakhs)				
	Quarter Ended March 31, 2025	Quarter Ended December 31, 2024	Quarter Ended March 31, 2024	Year Ended March 31, 2025	Year Ended March 31, 2024
Total income from operations	1534.88	1284.85	1295.06	5275.44	5387.77
Total Expenses	1480.72	1276.34	1443.84	5257.73	5633.37
Net Profit / (Loss) for the period (before Tax, Exceptional and/or extraordinary items)	54.16	8.51	-148.78	17.70	-245.60
Net Profit / (Loss) for the period before tax (after Exceptional and/or extraordinary items)	54.16	8.51	-148.78	17.70	-245.60
Net Profit / (Loss) for the period after tax (after Exceptional and/or extraordinary items)	-46.25	8.51	-148.78	-82.71	-245.60
Total Comprehensive Income for the period (Comprising Profit / (Loss) for the period (after tax) and Other Comprehensive Income (after tax))	-46.25	8.51	-148.78	-82.71	-245.60
Equity Share Capital	3602.92	3602.92	3602.92	3602.92	3602.92
Reserves (excluding Revaluation Reserve) as shown in the Audited Balance Sheet of the previous year	-	-	-	-	-
Earnings Per Share (of Rs. 1/- each) (for continuing and discontinued operations) -					
1. Basic (Rs.)	-0.01	0.00	-0.04	-0.02	-0.07
2. Diluted (Rs.)	-0.01	0.00	-0.04	-0.02	-0.07
Note: 1. The above Audited Financial Results reviewed by the Audit Committee and approved by the Board of Directors at their Meeting held on May 28, 2025. 2. The above is an extract of the detailed format of Quarterly and year ended Financial Results Filed with the Stock Exchange under Regulation 33 of the SEBI (Listing Obligations and Disclosure Requirements) Regulations, 2015. The full format of the Quarterly and year ended financial results are available on the website of the Stock Exchange i.e. www.bseindia.com and of the Company website i.e. www.mflindia.co.in.					
					
Scan the QR for detailed financial results					
For MFL India Limited Sd/- Anil Thukral (Director) DIN: 01166540					
Place : New Delhi Date: 28.05.2025					

Shruti Infrastructure Development Corporation Limited
Regd. Office : Plot No. X - 1, 2 & 3, Block-EP, Sector V, Salt Lake City, Kolkata-700 091
CIN - L65922WB1990PLC049541
Phone No. : (033) 4020 2020 / 4015 4646
E-mail : investor.relations@shruticorp.com, Website : www.shruticorp.com

EXTRACT OF AUDITED STANDALONE AND CONSOLIDATED FINANCIAL RESULTS FOR THE QUARTER AND YEAR ENDED 31ST MARCH, 2025
(₹ in Lakhs)

Sl. No.	Particulars	STANDALONE		STANDALONE		CONSOLIDATED		CONSOLIDATED	
		Quarter Ended		Year Ended		Quarter Ended		Year Ended	
		31.03.2025 (Audited)	31.12.2024 (Unaudited)	31.03.2024 (Audited)	31.03.2024 (Audited)	31.03.2025 (Audited)	31.12.2024 (Unaudited)	31.03.2024 (Audited)	31.03.2025 (Audited)
1	Total Income from operations	4,135.25	1,872.16	4,890.63	8,712.46	10,125.80	4,135.25	1,872.16	(3,135.97)
2	Net Profit / (Loss) for the period (before Tax and Exceptional item)	668.93	(927.56)	(1,678.69)	(965.06)	(5,139.07)	673.15	(927.76)	(1,318.68)
3	Net Profit / (Loss) for the period before Tax (after Exceptional item)	668.93	(927.56)	2,031.44	(965.06)	(1,428.94)	673.15	(927.76)	2,391.45
4	Net Profit / (Loss) for the period after Tax (after Exceptional item)	701.09	(913.27)	1,948.21	(1,001.33)	(1,839.53)	705.31	(913.46)	2,313.68
5	Total Comprehensive Income for the period (Comprising Profit / (Loss) for the period (after tax) and Other Comprehensive Income (after tax))	664.50	(910.01)	1,962.02	(1,028.17)	(1,826.51)	332.82	(66.73)	1,614.38
6	Paid up Equity Share Capital (Face value Rs. 10/-)	2,220.00	2,220.00	2,220.00	2,220.00	2,220.00	2,220.00	2,220.00	2,220.00
7	Reserves (excluding Revaluation Reserves as shown in the Audited Balance Sheet)	(7,915.16)	(8,579.65)	(6,886.99)	(7,915.16)	(6,886.99)	(15,234.11)	(15,566.93)	(13,166.36)
8	Net Worth	(5,695.16)	(6,359.65)	(4,666.99)	(5,695.16)	(4,666.99)	(13,014.11)	(13,346.93)	(10,946.36)
9	Paid up Debt Capital/ Outstanding Debt	37,625.56	39,205.85	40,736.11	37,625.56	40,736.11	38,245.38	39,833.90	41,398.64
10	Debt Equity Ratio	(6.61)	(6.16)	(8.73)	(6.61)	(8.73)	(2.94)	(2.98)	(3.78)
11	Earning per Share (of Rs 10/- each)								
	(i) Basic (Rs.)	3.16	(4.11)	8.78	(4.51)	(8.29)	1.69	(0.32)	7.22
	(ii) Diluted (Rs.)	3.16	(4.11)	8.78	(4.51)	(8.29)	1.69	(0.32)	7.22
12	Debtenture Redemption Reserve	3,222.24	3,121.54	2,819.46	3,222.24	2,819.46	3,222.24	3,121.54	2,819.46
13	Debt Service Coverage Ratio	1.49	(0.58)	0.60	0.34	0.14	1.49	(0.58)	0.23
14	Interest Service Coverage Ratio	2.46	(0.95)	6.17	0.46	0.50	2.47	(0.95)	2.41

Note: 1. The above financial results have been reviewed by the Audit Committee and approved by the Board of Directors at their meeting held on 28th May, 2025. 2. The above is an extract of the detailed format of Quarterly Financial Results filed with the Stock Exchange under Regulation 33 of the SEBI (Listing Obligations and Disclosure Requirements) Regulations, 2015. The full format of the Quarterly Financial Results are available on the Stock Exchange website i.e. BSE website (www.bseindia.com), Calcutta Stock Exchange Limited (www.cse-india.com) and Company's website (www.shruticorp.com).



Place : Kolkata
Dated : 28th May, 2025

For and on behalf of the Board of Directors
Shruti Infrastructure Development Corporation Limited
Sunil Jha
Managing Director

Reliance Communications Limited
Website: www.rcom.co.in

Registered Office: H Block, 1st Floor, Dhirubhai Ambani Knowledge City, Navi Mumbai - 400 710
CIN: L45309MH2004PLC147531

STATEMENT OF AUDITED STANDALONE AND CONSOLIDATED FINANCIAL RESULTS FOR THE QUARTER AND YEAR ENDED MARCH 31, 2025

The Board of Directors of the Company, at their meeting held on May 27, 2025 approved the audited standalone and consolidated financial results of the Company for the quarter and Year ended March 31, 2025.

The full financial results of the Company along with the Auditor's Report, are available on the Stock Exchanges websites at www.bseindia.com and www.nseindia.com and are also posted on the Company's website at www.rcom.co.in which can be accessed by scanning the Quick Response (QR) code.



QR CODE

For Reliance Communications Limited

Sd/-
Ms. Grace Thomas (Director)
DIN No. 07079566

Place: Mumbai
Date : May 27, 2025

Note: The above intimation is in accordance with Regulation 33 read with Regulation 47(1) of the SEBI (Listing Obligation & Disclosure Requirements) Regulations, 2015.

Extract of Standalone Audited Financial Results for the Quarter and Year ended 31st March, 2025

(₹ Crore unless stated otherwise)						
Sl. No.	Particulars	STANDALONE		STANDALONE		
		Quarter ended		Year ended		
		31st March, 2025 Audited	31st December, 2024 Unaudited	31st March, 2024 Audited	31st March, 2025 Audited	31st March, 2024 Audited
1	Total income from operations	29316.08	24489.63	27957.99	102478.19	105374.59
2	Net Profit / (Loss) for the period (before tax and exceptional items)	1593.39	289.50	1830.91	3321.46	4528.51
3	Net Profit / (Loss) for the period before tax (after exceptional items)	1563.98	318.03	1328.57	3008.82	3687.67
4	Net Profit / (Loss) for the period after tax	1177.96	125.80	1011.22	2147.96	2733.11
5	Total Comprehensive Income for the period (comprising Profit / (Loss) for the period (after tax) and other Comprehensive Income (after tax))	1033.91	93.83	1044.35	1906.66	2610.94
6	Paid-up Equity Share Capital (face value of ₹10/- each)	4130.53	4130.53	4130.53	4130.53	4130.53
7	Reserves excluding revaluation reserve	-	-	-	51525.88	50000.01
8	Securities Premium Account	235.10	235.10	235.10	235.10	235.10
9	Net Worth	55656.41	54622.50	54130.54	55656.41	54130.54
10	Paid up Debt Capital/Outstanding Debt	36933.93	39386.72	36314.97	36933.93	36314.97
11	Debt Equity Ratio	0.66	0.72	0.67	0.66	0.67
12	Earnings per equity share (of ₹10/- each) (not annualised)					
	1. Basic (₹)	2.85	0.30	2.45	5.20	6.62
	2. Diluted (₹)	2.85	0.30	2.45	5.20	6.62
13	Debtenture Redemption Reserve	2.06	2.06	123.78	2.06	123.78
14	Debt Service Coverage Ratio (Number of times)	2.04	2.94	5.14	2.68	2.08
15	Interest Service Coverage Ratio (Number of times)	2.90	1.25	3.85	1.95	2.64

Extract of Consolidated Audited Financial Results for the Quarter and Year ended 31st March, 2025

(₹ Crore unless stated otherwise)						
Sl. No.	Particulars	CONSOLIDATED		CONSOLIDATED		
		Quarter ended		Year ended		
		31st March, 2025 Audited	31st December, 2024 Unaudited	31st March, 2024 Audited	31st March, 2025 Audited	31st March, 2024 Audited
1	Total income from operations	29316.14	24489.91	27958.52	102479.06	105378.33
2	Net Profit / (Loss) for the period (before tax and exceptional items)	1686.62	294.36	1943.54	3564.17	4902.65
3	Net Profit / (Loss) for the period before tax (after exceptional items)	1657.21	322.89	1441.20	3251.53	4061.81
4	Net Profit / (Loss) for the period after tax	1250.98	141.89	1125.68	2371.80	3066.67
5	Total Comprehensive Income for the period (comprising Profit / (Loss) for the period (after tax) and other Comprehensive Income (after tax))	1101.19	183.95	1181.50	2185.16	2974.13
6	Paid-up Equity Share Capital (face value of ₹10/- each)	4130.53	4130.53	4130.53	4130.53	4130.53
7	Reserves (excluding revaluation reserve)	-				

